AIM ImmunoTech Inc.

AIM

NYSE; healthcare; SIC 2836, Biological Products, (No Diagnostic Substances); CIK 0000946644

D

fourth fifth of 370 graded peers in healthcare

rank 248 of 370; percentile 66.9; sampling error 2.5 points; lower is stronger

A B C D E

D, the sloth



Scoreboard	
Profitability	A percentile 10.0
Solvency	E percentile 88.1
Growth and financing	C/D percentile 61.7
Reliability	0.76 AUC filers with under $12.5M assets; 95% interval 0.65 to 0.86; 63 events, 2020 to 2025
Peer failure rate	0.60% a year Item 1.03 bankruptcies, same asset band, 2012 to 2025
Size band	under $12.5M assets total assets $5.8M
Standard universe	outside revenue above $1M and assets above $10M
Warnings	late filer, degenerate inputs, distress
Inputs computable	8 of 14
Graded from	filings received through Mar 27, 2026 206 days before the rescan; latest periodic filing 10-Q received Aug 7, 2026
Last close	$0.17 2026-10-15; market equity $5.3M; no price enters the letter

Share price, twelve months to the rescan

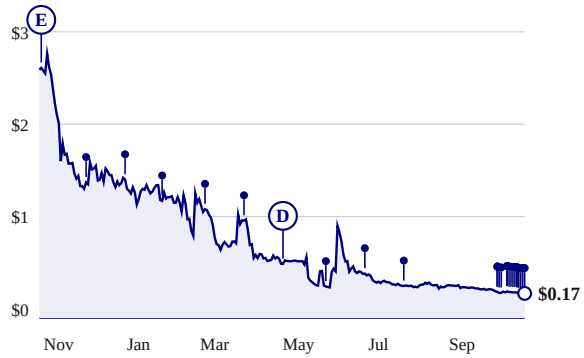

Split-adjusted close. Each lollipop is a rescan and carries the letter held then.

Letter at every rescan, 2012 to 2026



Sector percentile at each rescan, stronger toward the top; facts filed by each date only.

Business, in the company's words

opening of Item 1 of the 10-K received Mar 27, 2026

2026, we completed a rights offering to our stockholders and to holders of certain of our outstanding options and warrants that had the right to participate in the rights offering as of February 10, 2026, the record date. It raised approximately $1,800,000 in gross proceeds. maintain our listing on the NYSE American (the "Exchange"), among other things, we are required to maintain Stockholders Equity of $6,000,000 or we may receive a warning or a delisting notice.

The fourteen inputs

lower percentile is stronger; sleeves and inputs within a sleeve carry equal weight

Input	Value	Peer median	Percentile, 0 to 100	Pct	Peers	Period end
Profitability, sleeve percentile 10.0						
Gross profitability	not computable	32.3%				
latest aligned inputs end 2014-12-31; latest annual assets end 2025-12-31						
Return on invested capital	not computable	9.3%				
one or more required annual facts are missing						

Not investment advice. Informational and educational only. Data from SEC EDGAR, may contain errors, is not warranted. The grade ranks reported financial condition and is not a return forecast.

Accruals ratio	(41.7%)	(6.6%)	10.0	812	2025-12-31
Gross margin stability, five years	not computable	2.8 pts			
five annual gross margins are required; found 4					
Solvency, sleeve percentile 88.1					
Twelve-month failure probability	2.97%	0.07%	94.3	247	2026-06-30
Altman Z double-prime	(266.06)	(0.30)	99.1	757	2025-12-31
Net debt to EBITDA	not computable	1.82x			
EBITDA must exceed $100,000					
Interest coverage	(14.36x)	(4.51x)	65.0	81	2025-12-31
Current ratio	0.53x	2.96x	93.9	840	2025-12-31
Growth and financing, sleeve percentile 61.7					
Revenue growth, three-year compound	(14.5%)	10.1%	86.9	414	2025-12-31
Free cash flow growth, three-year compound	not computable	10.9%			
four consecutive annual FCF observations are required; found 13					
Reinvestment rate	not computable	37.1%			
one or more required annual facts are missing					
Asset growth, three years	(47.7%)	2.1%	98.0	705	2025-12-31
Net share issuance, one year	(88.7%)	2.5%	0.2	634	2026-03-25

Warnings

3 of 7 checks triggered; none of them enters the letter

Check	Measured
Late filer	found 1 NT 10-K/Q filings in the last eight quarters
Degenerate inputs	latest revenue or assets are at or below the $100,000 validity floor
Distress	CHS probability 2.968713%; universe top-decile threshold 0.965610%

Among 370 peers

healthcare; letters are fifths of this list

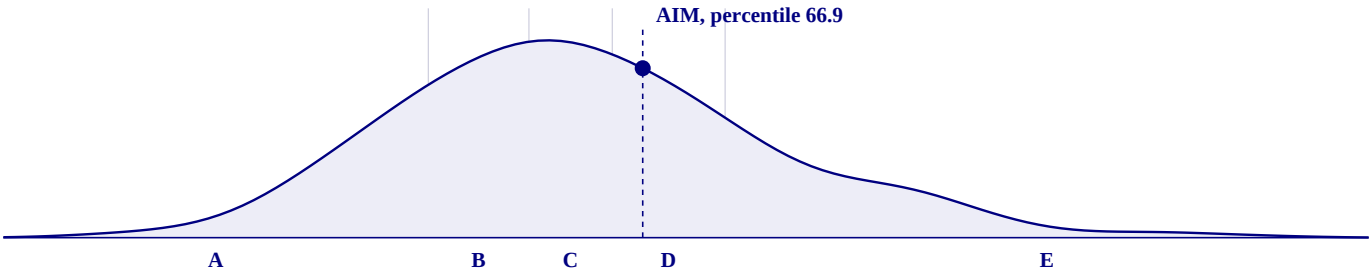

Composite score of every graded peer, smoothed; vertical rules are the letter band edges; stronger to the left.

Rank	Company	Percentile	Letter	Warnings
243	Entera Bio Ltd. (ENTX)	65.6	D	degenerate inputs
244	Dentsply Sirona Inc. (XRAY)	65.9	D	
245	InspireMD, Inc. (NSPR)	66.1	D	dilution, short runway, distress
246	Angiodynamics Inc. (ANGO)	66.4	D	fortress balance sheet
247	Alpha Teknova, Inc. (TKNO)	66.7	D	
248	AIM ImmunoTech Inc. (AIM)	66.9	D	late filer, degenerate inputs, distress
249	Exagen Inc. (XGN)	67.2	D	dilution, fortress balance sheet
250	PTC Therapeutics, Inc. (PTCT)	67.5	D	
251	Amylyx Pharmaceuticals, Inc. (AMLX)	67.8	D	short runway, degenerate inputs
252	U S Physical Therapy Inc. (USPH)	68.0	D	
253	American Shared Hospital Services (AMS)	68.3	D	late filer

Not investment advice. Informational and educational only. Data from SEC EDGAR, may contain errors, is not warranted. The grade ranks reported financial condition and is not a return forecast.

What the price implies

at the 2026-10-15 close; none of these enters the grade

Measure	Value	Peer median	Percentile
Twelve-month price change, skipping the latest month	(67.4%)	8.0%	7
Distance from 52-week high	(93.9%)	(33.0%)	3
EBIT to enterprise value	not computable	(1.7%)	
Free cash flow yield	(291.3%)	(1.0%)	3
Book value to price	1.51	0.28	93
Sales to price	0.02	0.31	7
Composite equity issuance, five years	(182.6%)	20.3%	0
Relative strength against the sector, log excess return	(1.33)	(0.13)	7

Diagnostics

shown on every report; none enters the grade

Measure	Value
Piotroski F-score None of 9, period end 2025-12-31	
Return on assets above zero	fail
Operating cash flow above zero	fail
Return on assets improved	fail
Operating cash flow exceeds net income	pass
Long-term leverage fell	pass
Current ratio improved	pass
No new shares issued	pass
Gross margin improved	fail
Asset turnover improved	pass
Cash, filings, liquidity	
Cash and equivalents	$9.9M
Operating cash flow, four quarters	-$14.4M
Months of runway	8.3
Days since last periodic filing	73 (10-Q received Aug 7, 2026)
Median daily dollar volume, 63 sessions	$239,677

Sources

every fact behind the inputs; each row links to its filing index on sec.gov

#	Concept	XBRL tag	Value	Period end	Received	Form	Accession
1	revenue	us-gaap:Revenues	$197,000	2014-12-31	2015-03-19	10-K	15-000008
2	cost of revenue	us-gaap:CostOfRevenue	$1.3M	2014-12-31	2015-03-19	10-K	15-000008
3	assets	us-gaap:Assets	$29.4M	2014-12-31	2016-03-29	10-K	16-004671
4	net income	us-gaap:NetIncomeLoss	-$14.0M	2025-12-31	2026-03-27	10-K	26-013301
5	operating cash flow	us-gaap:NetCashProvidedByUsedInOperatingActivities	-$11.0M	2025-12-31	2026-03-27	10-K	26-013301
6	assets	us-gaap:Assets	$5.8M	2025-12-31	2026-03-27	10-K	26-013301
7	assets	us-gaap:Assets	$8.6M	2024-12-31	2026-03-27	10-K	26-013301
8	current assets	us-gaap:AssetsCurrent	$3.3M	2025-12-31	2026-03-27	10-K	26-013301
9	current liabilities	us-gaap:LiabilitiesCurrent	$6.2M	2025-12-31	2026-03-27	10-K	26-013301
10	retained earnings	us-gaap:RetainedEarningsAccumulatedDeficit	-$440.8M	2025-12-31	2026-03-27	10-K	26-013301
11	operating income	us-gaap:OperatingIncomeLoss	-$11.7M	2025-12-31	2026-03-27	10-K	26-013301
12	book equity	us-gaap:StockholdersEquity	-$9.8M	2025-12-31	2026-03-27	10-K	26-013301
13	liabilities	us-gaap:Liabilities	$15.6M	2025-12-31	2026-03-27	10-K	26-013301
14	total debt	us-gaap:LongTermDebt	$4.5M	2025-12-31	2026-03-27	10-K	26-013301
15	cash	us-gaap:CashAndCashEquivalentsAtCarryingValue	$3.0M	2025-12-31	2026-03-27	10-K	26-013301
16	depreciation amortization	us-gaap:Depreciation	$37,000	2025-12-31	2026-03-27	10-K	26-013301
17	interest expense	us-gaap:InterestExpense	$812,000	2025-12-31	2026-03-27	10-K	26-013301
18	revenue	us-gaap:RevenueFromContractWithCustomerExcludingA...	$88,000	2025-12-31	2026-03-27	10-K	26-013301

Not investment advice. Informational and educational only. Data from SEC EDGAR, may contain errors, is not warranted. The grade ranks reported financial condition and is not a return forecast.

19	revenue	us-gaap:RevenueFromContractWithCustomerExcludingA...	$170,000	2024-12-31	2026-03-27	10-K	26-013301
20	revenue	us-gaap:RevenueFromContractWithCustomerExcludingA...	$202,000	2023-12-31	2025-03-27	10-K	25-000847
21	revenue	us-gaap:RevenueFromContractWithCustomerExcludingA...	$141,000	2022-12-31	2024-04-01	10-K	24-012058
22	assets	us-gaap:Assets	$19.4M	2023-12-31	2025-03-27	10-K	25-000847
23	assets	us-gaap:Assets	$40.5M	2022-12-31	2024-04-01	10-K	24-012058
24	shares outstanding	dei:EntityCommonStockSharesOutstanding	8,147,782	2026-03-25	2026-03-27	10-K	26-013301
25	shares outstanding	dei:EntityCommonStockSharesOutstanding	72,290,030	2025-03-24	2025-03-27	10-K	25-000847

Not investment advice. Informational and educational only. Data from SEC EDGAR, may contain errors, is not warranted. The grade ranks reported financial condition and is not a return forecast.