Precipio, Inc.

PRPO

Nasdaq; business equipment; SIC 3826, Laboratory Analytical Instruments; CIK 0001043961

D/E

on the D/E boundary of 497 graded peers in business equipm...

rank 401 of 497; percentile 80.6; sampling error 2.2 points; lower is stronger

A B C D E

D/E, the sloth



Scoreboard	
Profitability	C/D percentile 62.0
Solvency	D percentile 72.0
Growth and financing	C percentile 51.2
Reliability	0.83 AUC filers with $12.5M to $120M assets; 95% interval 0.79 to 0.86; 201 events, 2020 to 2025
Peer failure rate	1.07% a year Item 1.03 bankruptcies, same asset band, 2012 to 2025
Size band	$12.5M to $120M assets total assets $21.3M
Standard universe	inside revenue above $1M and assets above $10M
Warnings	none triggered; fortress balance sheet not computable: distress
Inputs computable	9 of 14
Graded from	filings received through Mar 30, 2026 205 days before the rescan; latest periodic filing 10-Q received Aug 14, 2026
Last close	$22.27 2026-10-20; market equity $39.9M; no price enters the letter

Share price, twelve months to the rescan

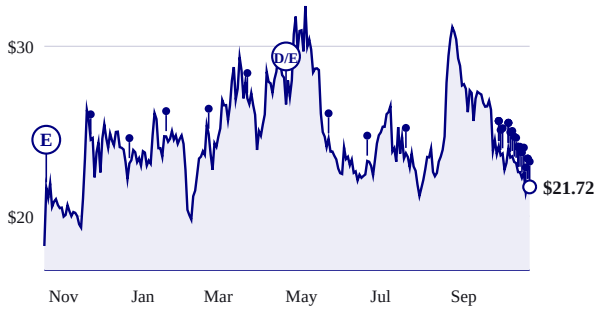

Split-adjusted close. Each lollipop is a rescan and carries the letter held then.

Letter at every rescan, 2012 to 2026

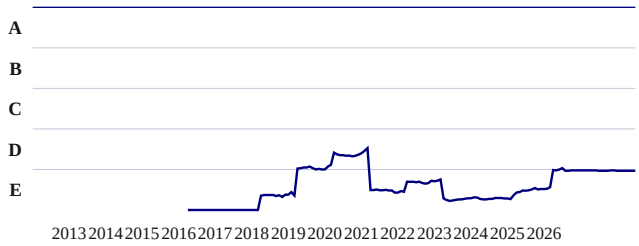

Sector percentile at each rescan, stronger toward the top; facts filed by each date only.

Business, in the company's words

opening of Item 1 of the 10-K received Mar 30, 2026

We are a healthcare biotechnology company with a mission to battle the systemic problem of disease misdiagnosis, by focusing on improving cancer diagnostics, particularly, hematologic malignancies. Our objective is to enhance diagnostic accuracy and accessibility while building a sustainable business model that supports ongoing innovation. We aim to achieve this through a combination of clinical laboratory services and proprietary diagnostic product development.

The fourteen inputs

lower percentile is stronger; sleeves and inputs within a sleeve carry equal weight

Input	Value	Peer median	Percentile, 0 to 100	Pct	Peers	Period end
Profitability, sleeve percentile 62.0						
Gross profitability	50.2%	28.6%		16.7	557	2025-12-31
Return on invested capital	(10.4%)	11.2%		86.5	134	2025-12-31
Accruals ratio	(5.5%)	(7.4%)		62.5	620	2025-12-31
Gross margin stability, five years	7.4 pts	2.3 pts		82.4	427	2025-12-31

Not investment advice. Informational and educational only. Data from SEC EDGAR, may contain errors, is not warranted. The grade ranks reported financial condition and is not a return forecast.

Solvency, sleeve percentile 72.0						
Twelve-month failure probability	not computable	0.05%				
latest liabilities, cash plus short-term investments, book equity, and shares are required						
Altman Z double-prime	(13.13)	2.16		83.8	564	2025-12-31
Net debt to EBITDA	not computable	1.11x				
EBITDA must exceed $100,000						
Interest coverage	not computable	3.77x				
one or more required annual facts are missing						
Current ratio	1.61x	2.01x		60.2	664	2025-12-31
Growth and financing, sleeve percentile 51.2						
Revenue growth, three-year compound	35.2%	6.4%		8.0	537	2025-12-31
Free cash flow growth, three-year compound	not computable	18.0%				
current FCF must be positive and base FCF must exceed $100,000						
Reinvestment rate	not computable	14.3%				
NOPAT must exceed $100,000						
Asset growth, three years	(0.3%)	5.0%		62.2	562	2025-12-31
Net share issuance, one year	18.6%	0.5%		83.4	410	2026-03-23

Warnings

1 of 7 checks triggered; none of them enters the letter

Check	Measured
Fortress balance sheet	cash minus debt is 2,568,000 USD; Altman Z is not used

Among 497 peers

business equipment; letters are fifths of this list

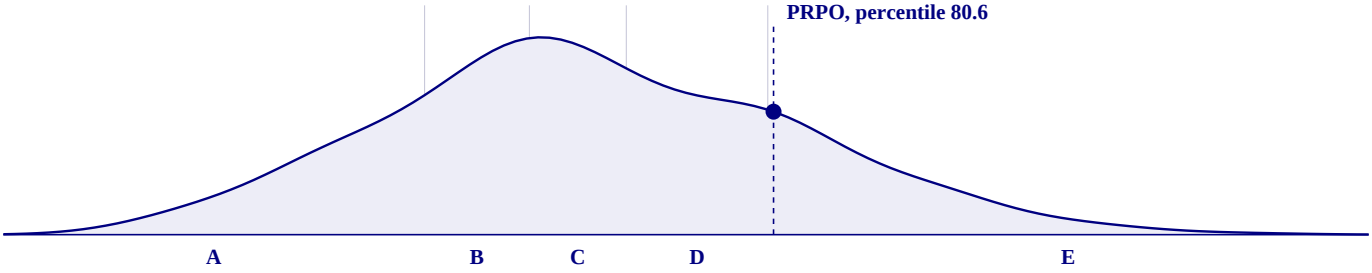

Composite score of every graded peer, smoothed; vertical rules are the letter band edges; stronger to the left.

Rank	Company	Percentile	Letter	Warnings
396	Progress Software Corp. (PRGS)	79.6	D/E	
397	Blend Labs, Inc. (BLND)	79.8	D/E	fortress balance sheet
398	Trimble Inc. (TRMB)	80.0	D/E	late filer
399	Quanterix Corp. (QTRX)	80.2	D/E	late filer, fortress balance sheet
400	ZoomInfo Technologies Inc. (GTM)	80.4	D/E	
401	Precipio, Inc. (PRPO)	80.6	D/E	fortress balance sheet
402	FiEE, Inc. (FIEE)	80.8	D/E	late filer
403	Array Technologies, Inc. (ARRY)	81.0	D/E	
404	Definitive Healthcare Corp. (DH)	81.2	D/E	fortress balance sheet
405	ONE Stop Systems, Inc. (OSS)	81.5	D/E	
406	Dragonfly Energy Holdings Corp. (DFLI)	81.8	D/E	short runway, late filer

Not investment advice. Informational and educational only. Data from SEC EDGAR, may contain errors, is not warranted. The grade ranks reported financial condition and is not a return forecast.

What the price implies

at the 2026-10-20 close; none of these enters the grade

Measure	Value	Peer median	Percentile
Twelve-month price change, skipping the latest month	55.6%	2.2%	81
Distance from 52-week high	(32.9%)	(31.1%)	48
EBIT to enterprise value	(3.3%)	1.4%	23
Free cash flow yield	0.9%	2.8%	31
Book value to price	0.38	0.26	62
Sales to price	0.62	0.31	68
Composite equity issuance, five years	68.0%	4.2%	88
Relative strength against the sector, log excess return	0.16	(0.26)	81

Diagnostics

shown on every report; none enters the grade

Measure	Value
Piotroski F-score 7 of 9, period end 2025-12-31	
Return on assets above zero	fail
Operating cash flow above zero	pass
Return on assets improved	pass
Operating cash flow exceeds net income	pass
Long-term leverage fell	pass
Current ratio improved	pass
No new shares issued	fail
Gross margin improved	pass
Asset turnover improved	pass
Cash, filings, liquidity	
Cash and equivalents	$3.1M
Operating cash flow, four quarters	$1.1M
Months of runway	not finite
Days since last periodic filing	68 (10-Q received Aug 14, 2026)
Median daily dollar volume, 63 sessions	$1.9M

Sources

every fact behind the inputs; each row links to its filing index on sec.gov

#	Concept	XBRL tag	Value	Period end	Received	Form	Accession
1	gross profit	us-gaap:GrossProfit	$10.7M	2025-12-31	2026-03-30	10-K	26-036878
2	assets	us-gaap:Assets	$21.3M	2025-12-31	2026-03-30	10-K	26-036878
3	operating income	us-gaap:OperatingIncomeLoss	-$1.2M	2025-12-31	2026-03-30	10-K	26-036878
4	pretax income	us-gaap:IncomeLossFromContinuingOperationsBeforeInc...	-$363,000	2025-12-31	2026-03-30	10-K	26-036878
5	income tax	us-gaap:IncomeTaxExpenseBenefit	$0	2025-12-31	2026-03-30	10-K	26-036878
6	total debt	us-gaap:LongTermDebt	$83,000	2025-12-31	2026-03-30	10-K	26-036878
7	book equity	us-gaap:StockholdersEquityIncludingPortionAttributableT...	$14.6M	2025-12-31	2026-03-30	10-K	26-036878
8	cash	us-gaap:CashAndCashEquivalentsAtCarryingValue	$2.7M	2025-12-31	2026-03-30	10-K	26-036878
9	total debt	us-gaap:LongTermDebt	$383,000	2024-12-31	2025-03-27	10-K	25-003817
10	book equity	us-gaap:StockholdersEquityIncludingPortionAttributableT...	$12.1M	2024-12-31	2026-03-30	10-K	26-036878
11	cash	us-gaap:CashAndCashEquivalentsAtCarryingValue	$1.4M	2024-12-31	2026-03-30	10-K	26-036878
12	net income	us-gaap:NetIncomeLoss	-$363,000	2025-12-31	2026-03-30	10-K	26-036878
13	operating cash flow	us-gaap:NetCashProvidedByUsedInOperatingActivities	$685,000	2025-12-31	2026-03-30	10-K	26-036878
14	assets	us-gaap:Assets	$17.0M	2024-12-31	2026-03-30	10-K	26-036878
15	revenue	us-gaap:RevenueFromContractWithCustomerExcludingA...	$24.2M	2025-12-31	2026-03-30	10-K	26-036878
16	gross profit	us-gaap:GrossProfit	$7.6M	2024-12-31	2026-03-30	10-K	26-036878
17	revenue	us-gaap:RevenueFromContractWithCustomerExcludingA...	$18.6M	2024-12-31	2026-03-30	10-K	26-036878
18	gross profit	us-gaap:GrossProfit	$6.0M	2023-12-31	2025-03-27	10-K	25-003817

Not investment advice. Informational and educational only. Data from SEC EDGAR, may contain errors, is not warranted. The grade ranks reported financial condition and is not a return forecast.

19	revenue	us-gaap:RevenueFromContractWithCustomerExcludingA...	$15.4M	2023-12-31	2025-03-27	10-K	25-003817
20	gross profit	us-gaap:GrossProfit	$2.5M	2022-12-31	2024-03-29	10-K	24-004365
21	revenue	us-gaap:RevenueFromContractWithCustomerExcludingA...	$9.8M	2022-12-31	2024-03-29	10-K	24-004365
22	gross profit	us-gaap:GrossProfit	$2.4M	2021-12-31	2023-03-30	10-K	23-005076
23	revenue	us-gaap:RevenueFromContractWithCustomerExcludingA...	$8.7M	2021-12-31	2023-03-30	10-K	23-005076
24	current assets	us-gaap:AssetsCurrent	$6.0M	2025-12-31	2026-03-30	10-K	26-036878
25	current liabilities	us-gaap:LiabilitiesCurrent	$3.8M	2025-12-31	2026-03-30	10-K	26-036878
26	retained earnings	us-gaap:RetainedEarningsAccumulatedDeficit	-$102.8M	2025-12-31	2026-03-30	10-K	26-036878
27	liabilities	us-gaap:Liabilities	$6.8M	2025-12-31	2026-03-30	10-K	26-036878
28	depreciation amortization	us-gaap:DepreciationDepletionAndAmortization	$1.2M	2025-12-31	2026-03-30	10-K	26-036878
29	capital expenditure	us-gaap:PaymentsToAcquirePropertyPlantAndEquipment	$326,000	2025-12-31	2026-03-30	10-K	26-036878
30	operating cash flow	us-gaap:NetCashProvidedByUsedInOperatingActivities	$439,000	2024-12-31	2026-03-30	10-K	26-036878
31	capital expenditure	us-gaap:PaymentsToAcquirePropertyPlantAndEquipment	$223,000	2024-12-31	2026-03-30	10-K	26-036878
32	operating cash flow	us-gaap:NetCashProvidedByUsedInOperatingActivities	-$3.6M	2023-12-31	2025-03-27	10-K	25-003817
33	capital expenditure	us-gaap:PaymentsToAcquirePropertyPlantAndEquipment	$126,000	2023-12-31	2025-03-27	10-K	25-003817
34	operating cash flow	us-gaap:NetCashProvidedByUsedInOperatingActivities	-$7.7M	2022-12-31	2024-03-29	10-K	24-004365
35	capital expenditure	us-gaap:PaymentsToAcquirePropertyPlantAndEquipment	$277,000	2022-12-31	2024-03-29	10-K	24-004365
36	current assets	us-gaap:AssetsCurrent	$3.5M	2024-12-31	2026-03-30	10-K	26-036878
37	current liabilities	us-gaap:LiabilitiesCurrent	$4.3M	2024-12-31	2026-03-30	10-K	26-036878
38	assets	us-gaap:Assets	$18.1M	2023-12-31	2025-03-27	10-K	25-003817
39	assets	us-gaap:Assets	$21.5M	2022-12-31	2024-03-29	10-K	24-004365
40	shares outstanding	dei:EntityCommonStockSharesOutstanding	1,783,682	2026-03-23	2026-03-30	10-K	26-036878
41	shares outstanding	dei:EntityCommonStockSharesOutstanding	1,504,312	2025-03-24	2025-03-27	10-K	25-003817

Not investment advice. Informational and educational only. Data from SEC EDGAR, may contain errors, is not warranted. The grade ranks reported financial condition and is not a return forecast.