Silo Pharma, Inc.

SILO

Nasdaq; healthcare; SIC 2834, Pharmaceutical Preparations; CIK 0001514183

E

weakest fifth of 370 graded peers in healthcare

rank 351 of 370; percentile 94.9; sampling error 2.5 points; lower is stronger

A B C D E

E, the bear



Scoreboard	
Profitability	E percentile 90.4
Solvency	C percentile 49.8
Growth and financing	D/E percentile 81.3
Reliability	0.76 AUC filers with under $12.5M assets; 95% interval 0.65 to 0.86; 63 events, 2020 to 2025
Peer failure rate	0.60% a year Item 1.03 bankruptcies, same asset band, 2012 to 2025
Size band	under $12.5M assets total assets $7.6M
Standard universe	outside revenue above $1M and assets above $10M
Warnings	dilution, degenerate inputs, distress not computable: fortress balance sheet
Inputs computable	7 of 14
Graded from	filings received through Mar 27, 2026 208 days before the rescan; latest periodic filing 10-Q received Aug 13, 2026
Last close	$1.18 2026-10-20; market equity $1.9M; no price enters the letter

Share price, twelve months to the rescan

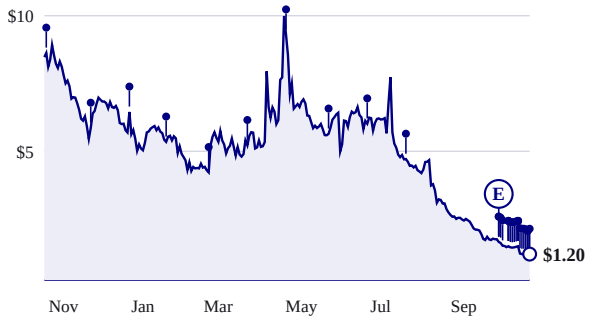

Split-adjusted close. Each lollipop is a rescan and carries the letter held then.

Letter at every rescan, 2012 to 2026



Sector percentile at each rescan, stronger toward the top; facts filed by each date only.

Business, in the company's words

opening of Item 1 of the 10-K received Mar 27, 2026

are a developmental stage biopharmaceutical and cryptocurrency company. Our therapeutics focus is on developing novel therapeutics that address underserved conditions including PTSD, stress-induced anxiety disorders, fibromyalgia, and central nervous system (CNS) diseases. We are focused on developing novel therapies that include conventional drugs and psychedelic formulations. The Company's lead program, SPC-15, is an intranasal drug targeting PTSD and stress-induced anxiety disorders. SP-26 is a time-release ketamine-based loaded implant for fibromyalgia and chronic pain relief.

The fourteen inputs

lower percentile is stronger; sleeves and inputs within a sleeve carry equal weight

Input	Value	Peer median	Percentile, 0 to 100	Pct	Peers	Period end
Profitability, sleeve percentile 90.4						
Gross profitability	0.4%	32.3%		92.2	371	2025-12-31
Return on invested capital	not computable	9.3%				
one or more required annual facts are missing						

Not investment advice. Informational and educational only. Data from SEC EDGAR, may contain errors, is not warranted. The grade ranks reported financial condition and is not a return forecast.

Accruals ratio	5.8%	(6.6%)	88.7	812	2025-12-31
Gross margin stability, five years	not computable	2.8 pts			
five consecutive annual gross margins are required					
Solvency, sleeve percentile 49.8					
Twelve-month failure probability	2.82%	0.06%	93.9	247	2026-06-30
Altman Z double-prime	(1.23)	(0.30)	42.2	757	2025-12-31
Net debt to EBITDA	not computable	1.82x			
one or more required annual facts are missing					
Interest coverage	not computable	(4.51x)			
interest expense must exceed $100,000					
Current ratio	11.36x	2.96x	13.2	840	2025-12-31
Growth and financing, sleeve percentile 81.3					
Revenue growth, three-year compound	not computable	10.1%			
four consecutive annual observations are required					
Free cash flow growth, three-year compound	not computable	10.9%			
four consecutive annual FCF observations are required; found 0					
Reinvestment rate	not computable	37.1%			
one or more required annual facts are missing					
Asset growth, three years	(13.2%)	2.1%	73.2	705	2025-12-31
Net share issuance, one year	215.9%	2.4%	89.4	633	2026-03-27

Warnings

3 of 7 checks triggered; none of them enters the letter

Check	Measured
Dilution	split-adjusted year-over-year share growth is 215.9%
Degenerate inputs	latest revenue or assets are at or below the $100,000 validity floor
Distress	CHS probability 2.818788%; universe top-decile threshold 0.948488%

Among 370 peers

healthcare; letters are fifths of this list

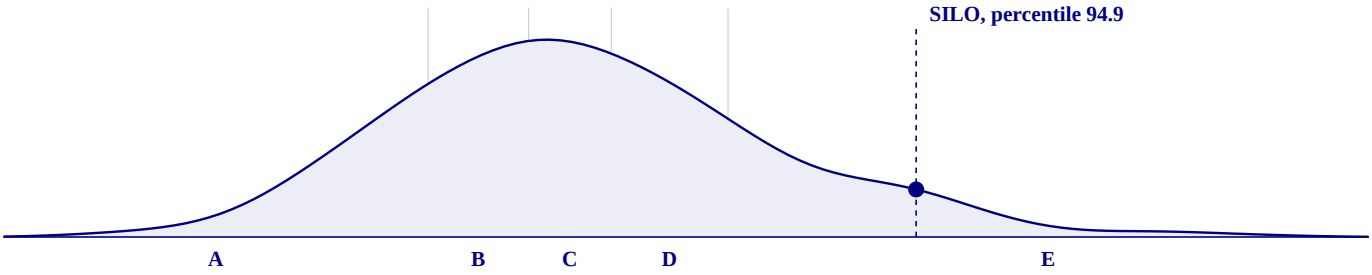

Composite score of every graded peer, smoothed; vertical rules are the letter band edges; stronger to the left.

Rank	Company	Percentile	Letter	Warnings
346	Celularity Inc. (CELU)	93.5	E	short runway, late filer
347	Fortress Biotech, Inc. (FBIO)	93.9	E	fortress balance sheet
348	Fortress Biotech, Inc. (FBIOP)	93.9	E	fortress balance sheet
349	Co-Diagnostics, Inc. (CODX)	94.3	E	dilution, short runway, fortress balance sheet
350	Kyntra BIO, Inc. (KYNB)	94.6	E	
351	Silo Pharma, Inc. (SILO)	94.9	E	dilution, degenerate inputs, distress
352	VivoSim Labs, Inc. (VIVS)	95.1	E	dilution, short runway, late filer
353	Biomerica Inc. (BMRA)	95.4	E	
354	ALX Oncology Holdings Inc. (ALXO)	95.7	E	dilution, short runway, degenerate inputs, fortress balance sheet

Not investment advice. Informational and educational only. Data from SEC EDGAR, may contain errors, is not warranted. The grade ranks reported financial condition and is not a return forecast.

355	Bolt Biotherapeutics, Inc. (BOLT)	95.9	E	short runway, distress
356	Pfizer Inc. (PFE)	96.2	E	

What the price implies

at the 2026-10-20 close; none of these enters the grade

Measure	Value	Peer median	Percentile
Twelve-month price change, skipping the latest month	(76.0%)	8.0%	4
Distance from 52-week high	(88.0%)	(29.7%)	5
EBIT to enterprise value	not computable	(1.5%)	
Free cash flow yield	not computable	(1.0%)	
Book value to price	2.56	0.28	97
Sales to price	0.04	0.30	12
Composite equity issuance, five years	not computable	20.5%	
Relative strength against the sector, log excess return	(1.64)	(0.13)	4

Diagnostics

shown on every report; none enters the grade

Measure	Value
Piotroski F-score None of 9, period end 2025-12-31	
Return on assets above zero	fail
Operating cash flow above zero	fail
Return on assets improved	fail
Operating cash flow exceeds net income	fail
Long-term leverage fell	fail
Current ratio improved	pass
No new shares issued	fail
Gross margin improved	fail
Asset turnover improved	pass
Cash, filings, liquidity	
Cash and equivalents	$3.3M
Operating cash flow, four quarters	-$3.3M
Months of runway	11.8
Days since last periodic filing	69 (10-Q received Aug 13, 2026)
Median daily dollar volume, 63 sessions	$77,209

Sources

every fact behind the inputs; each row links to its filing index on sec.gov

#	Concept	XBRL tag	Value	Period end	Received	Form	Accession
1	gross profit	us-gaap:GrossProfit	$27,807	2025-12-31	2026-03-27	10-K	26-035576
2	assets	us-gaap:Assets	$7.6M	2025-12-31	2026-03-27	10-K	26-035576
3	net income	us-gaap:NetIncomeLoss	-$4.2M	2025-12-31	2026-03-27	10-K	26-035576
4	operating cash flow	us-gaap:NetCashProvidedByUsedInOperatingActivities	-$4.7M	2025-12-31	2026-03-27	10-K	26-035576
5	assets	us-gaap:Assets	$7.4M	2024-12-31	2026-03-27	10-K	26-035576
6	current assets	us-gaap:AssetsCurrent	$7.4M	2025-12-31	2026-03-27	10-K	26-035576
7	current liabilities	us-gaap:LiabilitiesCurrent	$650,183	2025-12-31	2026-03-27	10-K	26-035576
8	retained earnings	us-gaap:RetainedEarningsAccumulatedDeficit	-$19.5M	2025-12-31	2026-03-27	10-K	26-035576
9	operating income	us-gaap:OperatingIncomeLoss	-$4.3M	2025-12-31	2026-03-27	10-K	26-035576
10	book equity	us-gaap:StockholdersEquity	$6.3M	2025-12-31	2026-03-27	10-K	26-035576
11	liabilities	us-gaap:Liabilities	$1.3M	2025-12-31	2026-03-27	10-K	26-035576
12	operating income	us-gaap:OperatingIncomeLoss	-$3.9M	2023-12-31	2025-03-28	10-K	25-004139
13	interest expense	us-gaap:InterestExpense	$4,869	2023-12-31	2024-03-25	10-K	24-025615
14	revenue	us-gaap:Revenues	$72,102	2025-12-31	2026-03-27	10-K	26-035576
15	revenue	us-gaap:Revenues	$72,102	2024-12-31	2026-03-27	10-K	26-035576

Not investment advice. Informational and educational only. Data from SEC EDGAR, may contain errors, is not warranted. The grade ranks reported financial condition and is not a return forecast.

16	revenue	us-gaap:Revenues	$72,102	2023-12-31	2025-03-28	10-K	25-004139
17	revenue	us-gaap:Revenues	$40,923	2020-12-31	2021-05-17	10-K/A	21-026679
18	assets	us-gaap:Assets	$7.7M	2023-12-31	2025-03-28	10-K	25-004139
19	assets	us-gaap:Assets	$11.6M	2022-12-31	2024-03-25	10-K	24-025615
20	shares outstanding	dei:EntityCommonStockSharesOutstanding	14,166,593	2026-03-27	2026-03-27	10-K	26-035576
21	shares outstanding	dei:EntityCommonStockSharesOutstanding	4,484,456	2025-03-26	2025-03-28	10-K	25-004139

Not investment advice. Informational and educational only. Data from SEC EDGAR, may contain errors, is not warranted. The grade ranks reported financial condition and is not a return forecast.