Legacy Education Inc.

LGCY

NYSE; other; SIC 8200, Services-Educational Services; CIK 0001836754

A

strongest fifth of 334 graded peers in other

rank 29 of 334; percentile 8.4; sampling error 2.7 points; lower is stronger

A B C D E

A, the bull



Scoreboard

Profitability	C percentile 49.9
Solvency	A percentile 7.5
Growth and financing	B/C percentile 41.4
Reliability	0.83 AUC filers with $12.5M to $120M assets; 95% interval 0.79 to 0.86; 201 events, 2020 to 2025
Peer failure rate	1.07% a year Item 1.03 bankruptcies, same asset band, 2012 to 2025
Size band	$12.5M to $120M assets total assets $78.5M
Standard universe	inside revenue above $1M and assets above $10M
Warnings	none triggered; fortress balance sheet not computable: distress
Inputs computable	7 of 14
Graded from	filings received through Sep 24, 2026 31 days before the rescan; latest periodic filing 10-K received Sep 24, 2026
Last close	$10.23 2026-10-23; market equity $131.1M; no price enters the letter

Share price, twelve months to the rescan

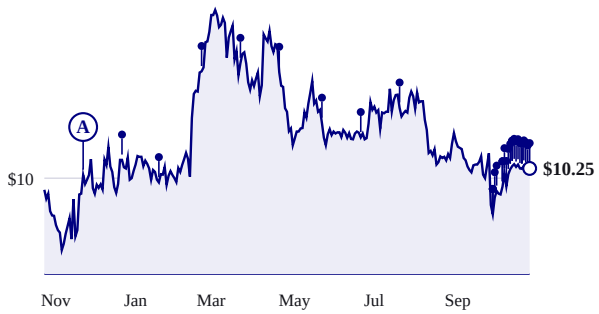

Split-adjusted close. Each lollipop is a rescan and carries the letter held then.

Letter at every rescan, 2012 to 2026



Sector percentile at each rescan, stronger toward the top; facts filed by each date only.

Business, in the company's words

opening of Item 1 of the 10-K received Sep 24, 2026

provide career-focused, post-secondary education services to students at all stages of adult life, from recent high school graduates to working parents, through our accredited academic institutions: High Desert Medical College, which we acquired in July 2010, Central Coast College, which we acquired in January 2019, Integrity College of Health which we acquired in September 2020, and Contra Costa Medical was established in the State of California in 2002 and began offering classes in 2003. It started with campuses in Lancaster, California, and added its first branch in 2008 in Bakersfield, California.

The fourteen inputs

lower percentile is stronger; sleeves and inputs within a sleeve carry equal weight

Input	Value	Peer median	Percentile, 0 to 100	Pct	Peers	Period end
Profitability, sleeve percentile 49.9						
Gross profitability	not computable	27.1%				
one or more required annual facts are missing						
Return on invested capital	32.5%	10.0%		6.0	151	2026-06-30

Not investment advice. Informational and educational only. Data from SEC EDGAR, may contain errors, is not warranted. The grade ranks reported financial condition and is not a return forecast.

Accruals ratio	6.9%	(5.8%)	93.8	502	2026-06-30
Gross margin stability, five years	not computable	2.2 pts			
five annual gross margins are required; found 0					
Solvency, sleeve percentile 7.5					
Twelve-month failure probability	not computable	0.04%			
latest liabilities, cash plus short-term investments, book equity, and shares are required					
Altman Z double-prime	6.90	2.05	8.4	384	2026-06-30
Net debt to EBITDA	(1.81x)	2.52x	2.8	182	2026-06-30
Interest coverage	not computable	2.18x			
one or more required annual facts are missing					
Current ratio	3.70x	1.33x	11.5	504	2026-06-30
Growth and financing, sleeve percentile 41.4					
Revenue growth, three-year compound	not computable	5.1%			
four annual observations are required; found 3					
Free cash flow growth, three-year compound	not computable	8.9%			
four consecutive annual FCF observations are required; found 3					
Reinvestment rate	127.7%	11.9%	12.2	190	2026-06-30
Asset growth, three years	not computable	4.1%			
four annual observations are required; found 3					
Net share issuance, one year	2.0%	(0.5%)	70.5	354	2026-09-23

Warnings

1 of 7 checks triggered; none of them enters the letter

Check	Measured
Fortress balance sheet	cash minus debt is 22,600,783 USD; Altman Z is not used

Among 334 peers

other; letters are fifths of this list

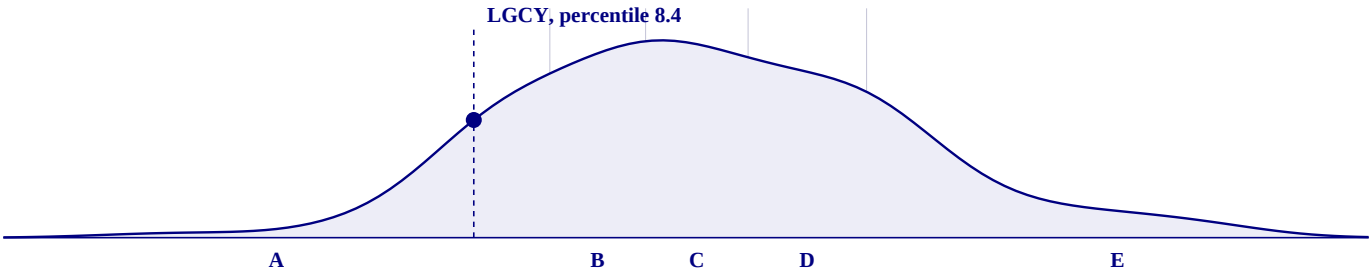

Composite score of every graded peer, smoothed; vertical rules are the letter band edges; stronger to the left.

Rank	Company	Percentile	Letter	Warnings
24	Lincoln Educational Services Corp. (LINC)	6.9	A	fortress balance sheet
25	Accel Entertainment, Inc. (ACEL)	7.2	A	
26	Frontdoor, Inc. (FTDR)	7.5	A	
27	Moodys Corp. (MCO)	7.8	A	
28	Southern Copper (SCCO)	8.1	A	
29	Legacy Education Inc. (LGCY)	8.4	A	fortress balance sheet
30	Installed Building Products, Inc. (IBP)	8.7	A	
31	Cavco Industries, Inc. (CVCO)	9.0	A	
32	Hackett Group, Inc. (HCKT)	9.3	A	fortress balance sheet
33	Genpact Ltd. (G)	9.6	A	
34	Hecla Mining (HL)	10.1	A	

Not investment advice. Informational and educational only. Data from SEC EDGAR, may contain errors, is not warranted. The grade ranks reported financial condition and is not a return forecast.

What the price implies

at the 2026-10-23 close; none of these enters the grade

Measure	Value	Peer median	Percentile
Twelve-month price change, skipping the latest month	14.4%	2.0%	60
Distance from 52-week high	(28.5%)	(25.2%)	45
EBIT to enterprise value	10.9%	4.3%	92
Free cash flow yield	2.0%	4.1%	32
Book value to price	0.40	0.34	58
Sales to price	0.61	0.72	45
Composite equity issuance, five years	not computable	(8.8%)	
Relative strength against the sector, log excess return	(0.01)	(0.13)	60

Diagnostics

shown on every report; none enters the grade

Measure	Value
Piotroski F-score None of 9, period end 2026-06-30	
Return on assets above zero	pass
Operating cash flow above zero	pass
Return on assets improved	fail
Operating cash flow exceeds net income	fail
Long-term leverage fell	pass
Current ratio improved	pass
No new shares issued	fail
Gross margin improved	fail
Asset turnover improved	fail
Cash, filings, liquidity	
Cash and equivalents	$22.7M
Operating cash flow, four quarters	$4.0M
Months of runway	not finite
Days since last periodic filing	31 (10-K received Sep 24, 2026)
Median daily dollar volume, 63 sessions	$391,195

Sources

every fact behind the inputs; each row links to its filing index on sec.gov

#	Concept	XBRL tag	Value	Period end	Received	Form	Accession
1	operating income	us-gaap:OperatingIncomeLoss	$11.8M	2026-06-30	2026-09-24	10-K	26-044147
2	pretax income	us-gaap:IncomeLossFromContinuingOperationsBeforeInc...	$12.7M	2026-06-30	2026-09-24	10-K	26-044147
3	income tax	us-gaap:IncomeTaxExpenseBenefit	$3.5M	2026-06-30	2026-09-24	10-K	26-044147
4	total debt	us-gaap:LongTermDebt	$130,376	2026-06-30	2026-09-24	10-K	26-044147
5	book equity	us-gaap:StockholdersEquity	$52.8M	2026-06-30	2026-09-24	10-K	26-044147
6	cash	us-gaap:CashAndCashEquivalentsAtCarryingValue	$22.7M	2026-06-30	2026-09-24	10-K	26-044147
7	total debt	us-gaap:LongTermDebt	$1.4M	2025-06-30	2025-09-25	10-K	25-014945
8	book equity	us-gaap:StockholdersEquity	$41.0M	2025-06-30	2026-09-24	10-K	26-044147
9	cash	us-gaap:CashAndCashEquivalentsAtCarryingValue	$20.3M	2025-06-30	2026-09-24	10-K	26-044147
10	net income	us-gaap:NetIncomeLoss	$9.1M	2026-06-30	2026-09-24	10-K	26-044147
11	operating cash flow	us-gaap:NetCashProvidedByUsedInOperatingActivities	$4.0M	2026-06-30	2026-09-24	10-K	26-044147
12	assets	us-gaap:Assets	$78.5M	2026-06-30	2026-09-24	10-K	26-044147
13	assets	us-gaap:Assets	$69.2M	2025-06-30	2026-09-24	10-K	26-044147
14	current assets	us-gaap:AssetsCurrent	$45.8M	2026-06-30	2026-09-24	10-K	26-044147
15	current liabilities	us-gaap:LiabilitiesCurrent	$12.4M	2026-06-30	2026-09-24	10-K	26-044147
16	retained earnings	us-gaap:RetainedEarningsAccumulatedDeficit	$22.9M	2026-06-30	2026-09-24	10-K	26-044147
17	liabilities	us-gaap:Liabilities	$25.8M	2026-06-30	2026-09-24	10-K	26-044147
18	depreciation amortization	us-gaap:DepreciationDepletionAndAmortization	$644,085	2026-06-30	2026-09-24	10-K	26-044147

Not investment advice. Informational and educational only. Data from SEC EDGAR, may contain errors, is not warranted. The grade ranks reported financial condition and is not a return forecast.

19	revenue	us-gaap:RevenueFromContractWithCustomerExcludingA...	$80.1M	2026-06-30	2026-09-24	10-K	26-044147
20	revenue	us-gaap:RevenueFromContractWithCustomerExcludingA...	$64.2M	2025-06-30	2026-09-24	10-K	26-044147
21	revenue	us-gaap:RevenueFromContractWithCustomerExcludingA...	$46.0M	2024-06-30	2025-09-25	10-K	25-014945
22	capital expenditure	us-gaap:PaymentsToAcquirePropertyPlantAndEquipment	$1.3M	2026-06-30	2026-09-24	10-K	26-044147
23	current assets	us-gaap:AssetsCurrent	$37.1M	2025-06-30	2026-09-24	10-K	26-044147
24	current liabilities	us-gaap:LiabilitiesCurrent	$13.8M	2025-06-30	2026-09-24	10-K	26-044147
25	assets	us-gaap:Assets	$35.2M	2024-06-30	2025-09-25	10-K	25-014945
26	shares outstanding	dei:EntityCommonStockSharesOutstanding	12,813,238	2026-09-23	2026-09-24	10-K	26-044147
27	shares outstanding	dei:EntityCommonStockSharesOutstanding	12,561,684	2025-09-22	2025-09-25	10-K	25-014945

Not investment advice. Informational and educational only. Data from SEC EDGAR, may contain errors, is not warranted. The grade ranks reported financial condition and is not a return forecast.