MYR Group Inc.

MYRG

Nasdaq; other; SIC 1623, Water, Sewer, Pipeline, Comm & Power Line Construction; CIK 0000700923

A

strongest fifth of 334 graded peers in other

rank 12 of 334; percentile 3.3; sampling error 2.7 points; lower is stronger

A B C D E

A, the bull



Scoreboard	
Profitability	B percentile 30.4
Solvency	A/B percentile 22.1
Growth and financing	B percentile 33.5
Reliability	0.91 AUC filers with $591M to $2.67B assets; 95% interval 0.88 to 0.94; 160 events, 2020 to 2025
Peer failure rate	1.01% a year Item 1.03 bankruptcies, same asset band, 2012 to 2025
Size band	$591M to $2.67B assets total assets $1.6B
Standard universe	inside revenue above $1M and assets above $10M
Warnings	none triggered; fortress balance sheet not computable: distress
Inputs computable	13 of 14
Graded from	filings received through Feb 25, 2026 253 days before the rescan; latest periodic filing 10-Q received Oct 28, 2026
Last close	$263.78 2026-11-04; market equity $4.1B; no price enters the letter

Share price, twelve months to the rescan

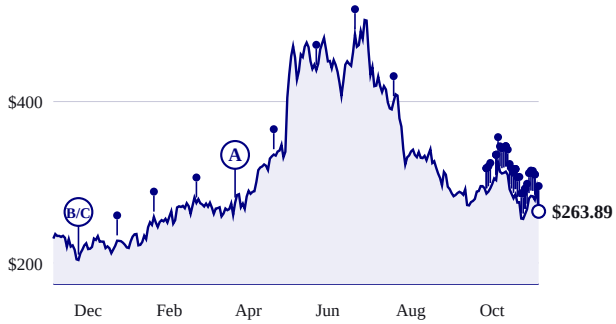

Split-adjusted close. Each lollipop is a rescan and carries the letter held then.

Letter at every rescan, 2012 to 2026

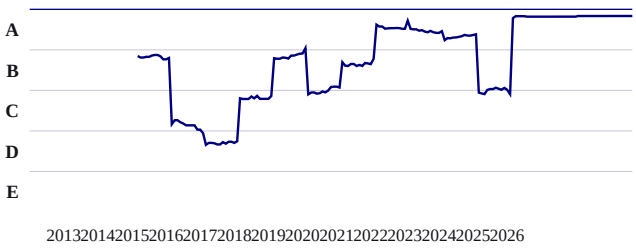

Sector percentile at each rescan, stronger toward the top; facts filed by each date only.

Business, in the company's words

opening of Item 1 of the 10-K received Feb 25, 2026

- Backlog" for a discussion on how we calculate backlog for our business. Our insurance has limits and exclusions that may not fully indemnify us against certain claims or losses, including claims resulting from wildfires or other natural disasters and an increase in cost, or the unavailability or cancellation of third-party insurance coverages would increase our overall risk exposure and could disrupt our operations and reduce our profitability. We maintain insurance coverages from third party insurers as part of our overall risk management strategy and most of our customer contracts require us to maintain specific insurance coverage limits.

The fourteen inputs

lower percentile is stronger; sleeves and inputs within a sleeve carry equal weight

Input	Value	Peer median	Percentile, 0 to 100	Pct	Peers	Period end
Profitability, sleeve percentile 30.4						
Gross profitability	25.8%	27.1%		48.1	286	2025-12-31
Return on invested capital	19.8%	10.0%		20.7	151	2025-12-31
Accruals ratio	(13.3%)	(5.8%)		19.3	503	2025-12-31

Not investment advice. Informational and educational only. Data from SEC EDGAR, may contain errors, is not warranted. The grade ranks reported financial condition and is not a return forecast.

Gross margin stability, five years	1.5 pts	2.2 pts	33.5	204	2025-12-31
Solvency, sleeve percentile 22.1					
Twelve-month failure probability	not computable	0.04%			
latest liabilities, cash plus short-term investments, book equity, and shares are required					
Altman Z double-prime	3.44	2.06	27.4	388	2025-12-31
Net debt to EBITDA	(0.39x)	2.51x	6.7	181	2025-12-31
Interest coverage	29.55x	2.45x	8.1	87	2025-12-31
Current ratio	1.33x	1.33x	46.2	508	2025-12-31
Growth and financing, sleeve percentile 33.5					
Revenue growth, three-year compound	6.7%	5.1%	41.3	396	2025-12-31
Free cash flow growth, three-year compound	36.9%	8.9%	16.6	218	2025-12-31
Reinvestment rate	22.5%	11.9%	45.0	190	2025-12-31
Asset growth, three years	5.5%	4.1%	42.2	432	2025-12-31
Net share issuance, one year	(3.7%)	(0.5%)	22.5	352	2026-02-20

Warnings

1 of 7 checks triggered; none of them enters the letter

Check	Measured
Fortress balance sheet	cash minus debt is 91,119,000 USD; Altman Z is not used

Among 334 peers

other; letters are fifths of this list

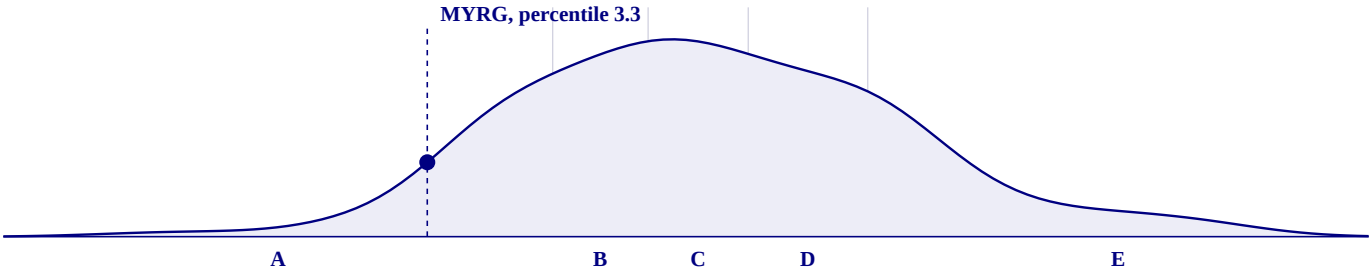

Composite score of every graded peer, smoothed; vertical rules are the letter band edges; stronger to the left.

Rank	Company	Percentile	Letter	Warnings
7	United States Lime & Minerals Inc. (USLM)	1.8	A	fortress balance sheet
8	Maplebear Inc. (CART)	2.1	A	
9	Nutex Health Inc. (NUTX)	2.4	A	late filer, fortress balance sheet
10	Comfort Systems USA Inc. (FIX)	2.7	A	fortress balance sheet
11	Incyte Corp. (INCY)	3.0	A	
12	MYR Group Inc. (MYRG)	3.3	A	fortress balance sheet
13	Donnelley Financial Solutions, Inc. (DFIN)	3.6	A	
14	Accenture plc (ACN)	3.9	A	fortress balance sheet
15	Preformed Line Products Co. (PLPC)	4.2	A	fortress balance sheet
16	Clean Harbors Inc. (CLH)	4.5	A	
17	Flywire Corp. (FLYW)	4.8	A	fortress balance sheet

What the price implies

at the 2026-11-04 close; none of these enters the grade

Measure	Value	Peer median	Percentile
Twelve-month price change, skipping the latest month	34.3%	(0.6%)	80
Distance from 52-week high	(47.3%)	(20.3%)	22
EBIT to enterprise value	3.9%	4.2%	45
Free cash flow yield	5.7%	4.1%	62

Not investment advice. Informational and educational only. Data from SEC EDGAR, may contain errors, is not warranted. The grade ranks reported financial condition and is not a return forecast.

Book value to price	0.20	0.33	32
Sales to price	0.89	0.68	59
Composite equity issuance, five years	(7.5%)	(8.8%)	55
Relative strength against the sector, log excess return	0.18	(0.13)	80

Diagnostics

shown on every report; none enters the grade

Measure	Value
Piotroski F-score 8 of 9, period end 2025-12-31	
Return on assets above zero	pass
Operating cash flow above zero	pass
Return on assets improved	pass
Operating cash flow exceeds net income	pass
Long-term leverage fell	pass
Current ratio improved	fail
No new shares issued	pass
Gross margin improved	pass
Asset turnover improved	pass
Cash, filings, liquidity	
Cash and equivalents	$26.0M
Operating cash flow, four quarters	$249.0M
Months of runway	not finite
Days since last periodic filing	8 (10-Q received Oct 28, 2026)
Median daily dollar volume, 63 sessions	$73.2M

Sources

every fact behind the inputs; each row links to its filing index on sec.gov

#	Concept	XBRL tag	Value	Period end	Received	Form	Accession
1	gross profit	us-gaap:GrossProfit	$423.8M	2025-12-31	2026-02-25	10-K	26-000007
2	assets	us-gaap:Assets	$1.6B	2025-12-31	2026-02-25	10-K	26-000007
3	operating income	us-gaap:OperatingIncomeLoss	$166.9M	2025-12-31	2026-02-25	10-K	26-000007
4	pretax income	us-gaap:IncomeLossFromContinuingOperationsBeforeInc...	$161.3M	2025-12-31	2026-02-25	10-K	26-000007
5	income tax	us-gaap:IncomeTaxExpenseBenefit	$42.9M	2025-12-31	2026-02-25	10-K	26-000007
6	total debt	us-gaap:LongTermDebt	$59.0M	2025-12-31	2026-02-25	10-K	26-000007
7	book equity	us-gaap:StockholdersEquity	$660.4M	2025-12-31	2026-02-25	10-K	26-000007
8	cash	us-gaap:CashAndCashEquivalentsAtCarryingValue	$150.2M	2025-12-31	2026-02-25	10-K	26-000007
9	total debt	us-gaap:LongTermDebt	$74.4M	2024-12-31	2026-02-25	10-K	26-000007
10	book equity	us-gaap:StockholdersEquity	$600.4M	2024-12-31	2026-02-25	10-K	26-000007
11	cash	us-gaap:CashAndCashEquivalentsAtCarryingValue	$3.5M	2024-12-31	2026-02-25	10-K	26-000007
12	net income	us-gaap:NetIncomeLoss	$118.4M	2025-12-31	2026-02-25	10-K	26-000007
13	operating cash flow	us-gaap:NetCashProvidedByUsedInOperatingActivities	$326.6M	2025-12-31	2026-02-25	10-K	26-000007
14	assets	us-gaap:Assets	$1.5B	2024-12-31	2026-02-25	10-K	26-000007
15	revenue	us-gaap:RevenueFromContractWithCustomerExcludingA...	$3.7B	2025-12-31	2026-02-25	10-K	26-000007
16	gross profit	us-gaap:GrossProfit	$290.3M	2024-12-31	2026-02-25	10-K	26-000007
17	revenue	us-gaap:RevenueFromContractWithCustomerExcludingA...	$3.4B	2024-12-31	2026-02-25	10-K	26-000007
18	gross profit	us-gaap:GrossProfit	$364.4M	2023-12-31	2026-02-25	10-K	26-000007
19	revenue	us-gaap:RevenueFromContractWithCustomerExcludingA...	$3.6B	2023-12-31	2026-02-25	10-K	26-000007
20	gross profit	us-gaap:GrossProfit	$344.0M	2022-12-31	2025-02-26	10-K	25-000006
21	revenue	us-gaap:RevenueFromContractWithCustomerExcludingA...	$3.0B	2022-12-31	2025-02-26	10-K	25-000006
22	gross profit	us-gaap:GrossProfit	$325.0M	2021-12-31	2024-02-28	10-K	24-000008
23	revenue	us-gaap:RevenueFromContractWithCustomerExcludingA...	$2.5B	2021-12-31	2024-02-28	10-K	24-000008
24	current assets	us-gaap:AssetsCurrent	$1.1B	2025-12-31	2026-02-25	10-K	26-000007
25	current liabilities	us-gaap:LiabilitiesCurrent	$795.3M	2025-12-31	2026-02-25	10-K	26-000007
26	retained earnings	us-gaap:RetainedEarningsAccumulatedDeficit	$503.2M	2025-12-31	2026-02-25	10-K	26-000007

Not investment advice. Informational and educational only. Data from SEC EDGAR, may contain errors, is not warranted. The grade ranks reported financial condition and is not a return forecast.

27	liabilities	us-gaap:Liabilities	$983.7M	2025-12-31	2026-02-25	10-K	26-000007
28	depreciation amortization	us-gaap:DepreciationDepletionAndAmortization	$66.5M	2025-12-31	2026-02-25	10-K	26-000007
29	interest expense	us-gaap:InterestExpense	$5.6M	2025-12-31	2026-02-25	10-K	26-000007
30	capital expenditure	us-gaap:PaymentsToAcquirePropertyPlantAndEquipment	$94.4M	2025-12-31	2026-02-25	10-K	26-000007
31	operating cash flow	us-gaap:NetCashProvidedByUsedInOperatingActivities	$87.1M	2024-12-31	2026-02-25	10-K	26-000007
32	capital expenditure	us-gaap:PaymentsToAcquirePropertyPlantAndEquipment	$75.9M	2024-12-31	2026-02-25	10-K	26-000007
33	operating cash flow	us-gaap:NetCashProvidedByUsedInOperatingActivities	$71.0M	2023-12-31	2026-02-25	10-K	26-000007
34	capital expenditure	us-gaap:PaymentsToAcquirePropertyPlantAndEquipment	$84.7M	2023-12-31	2026-02-25	10-K	26-000007
35	operating cash flow	us-gaap:NetCashProvidedByUsedInOperatingActivities	$167.5M	2022-12-31	2025-02-26	10-K	25-000006
36	capital expenditure	us-gaap:PaymentsToAcquirePropertyPlantAndEquipment	$77.1M	2022-12-31	2025-02-26	10-K	25-000006
37	current assets	us-gaap:AssetsCurrent	$929.4M	2024-12-31	2026-02-25	10-K	26-000007
38	current liabilities	us-gaap:LiabilitiesCurrent	$663.6M	2024-12-31	2026-02-25	10-K	26-000007
39	assets	us-gaap:Assets	$1.6B	2023-12-31	2025-02-26	10-K	25-000006
40	assets	us-gaap:Assets	$1.4B	2022-12-31	2024-02-28	10-K	24-000008
41	shares outstanding	dei:EntityCommonStockSharesOutstanding	15,540,073	2026-02-20	2026-02-25	10-K	26-000007
42	shares outstanding	dei:EntityCommonStockSharesOutstanding	16,138,503	2025-02-21	2025-02-26	10-K	25-000006

Not investment advice. Informational and educational only. Data from SEC EDGAR, may contain errors, is not warranted. The grade ranks reported financial condition and is not a return forecast.