Interparfums Inc.

IPAR

Nasdaq; chemicals; SIC 2844, Perfumes, Cosmetics & Other Toilet Preparations; CIK 0000822663

A

strongest fifth of 330 graded peers in the pooled industrial gr...

rank 5 of 330; percentile 1.5; sampling error 2.7 points; lower is stronger

A B C D E

A, the bull



Scoreboard	
Profitability	A/B percentile 20.3
Solvency	B percentile 29.1
Growth and financing	B percentile 27.6
Reliability	0.91 AUC filers with $591M to $2.67B assets; 95% interval 0.88 to 0.94; 160 events, 2020 to 2025
Peer failure rate	1.01% a year Item 1.03 bankruptcies, same asset band, 2012 to 2025
Size band	$591M to $2.67B assets total assets $1.6B
Standard universe	inside revenue above $1M and assets above $10M
Warnings	late filer; fortress balance sheet not computable: short runway, distress
Inputs computable	9 of 14
Graded from	filings received through Mar 10, 2026 242 days before the rescan; latest periodic filing 10-Q received Nov 4, 2026
Last close	$135.56 2026-11-06; market equity $4.3B; no price enters the letter

Share price, twelve months to the rescan

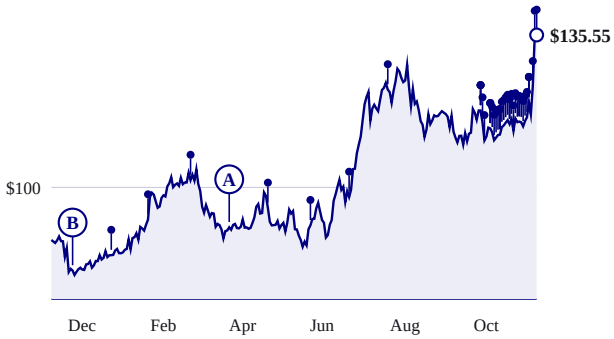

Split-adjusted close. Each lollipop is a rescan and carries the letter held then.

Letter at every rescan, 2012 to 2026

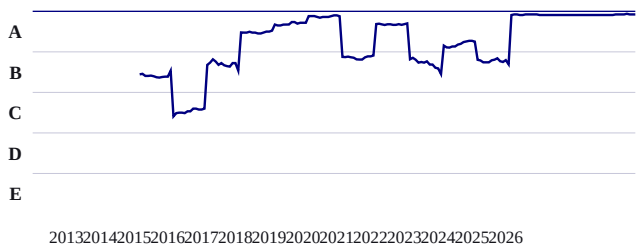

Sector percentile at each rescan, stronger toward the top; facts filed by each date only.

Business, in the company's words

opening of Item 1 of the 10-K received Mar 10, 2026

Founded in 1982, we operate in the fragrance business, and manufacture, market and distribute a wide array of prestige fragrances, and fragrance related products. Our worldwide headquarters and the office of our wholly owned United States subsidiary, Interparfums, USA LLC, are located at 551 Fifth Avenue, New York, New York 10176, and our telephone number is 212.983.2640.

The fourteen inputs

lower percentile is stronger; sleeves and inputs within a sleeve carry equal weight

Input	Value	Peer median	Percentile, 0 to 100	Pct	Peers	Period end
Profitability, sleeve percentile 20.3						
Gross profitability	59.8%	21.4%		2.5	358	2025-12-31
Return on invested capital	not computable	9.3%				
average invested capital must exceed $1,000,000						
Accruals ratio	(3.1%)	(4.2%)		58.1	397	2025-12-31
Gross margin stability, five years	0.2 pts	2.2 pts		0.3	300	2025-12-31

Not investment advice. Informational and educational only. Data from SEC EDGAR, may contain errors, is not warranted. The grade ranks reported financial condition and is not a return forecast.

Solvency, sleeve percentile 29.1						
Twelve-month failure probability	not computable	0.04%				
liabilities and a nearby cover-page share count are required at 2026-03-31						
Altman Z double-prime	not computable	3.41				
one or more required annual facts are missing						
Net debt to EBITDA	not computable	1.88x				
latest aligned inputs end 2021-12-31; latest annual assets end 2025-12-31						
Interest coverage	not computable	4.16x				
latest aligned inputs end 2023-12-31; latest annual assets end 2025-12-31						
Current ratio	2.99x	2.20x		29.1	420	2025-12-31
Growth and financing, sleeve percentile 27.6						
Revenue growth, three-year compound	11.1%	1.2%		17.8	349	2025-12-31
Free cash flow growth, three-year compound	69.3%	12.5%		6.1	182	2025-12-31
Reinvestment rate	42.7%	21.8%		36.1	170	2025-12-31
Asset growth, three years	6.6%	2.9%		33.2	366	2025-12-31
Net share issuance, one year	(0.2%)	0.0%		44.6	317	2026-03-10

Warnings

2 of 7 checks triggered; none of them enters the letter

Check	Measured
Late filer	found 2 NT 10-K/Q filings in the last eight quarters
Fortress balance sheet	cash minus debt is 159,464,197,000 USD; Altman Z is not used

Among 330 peers

chemicals; letters are fifths of this list

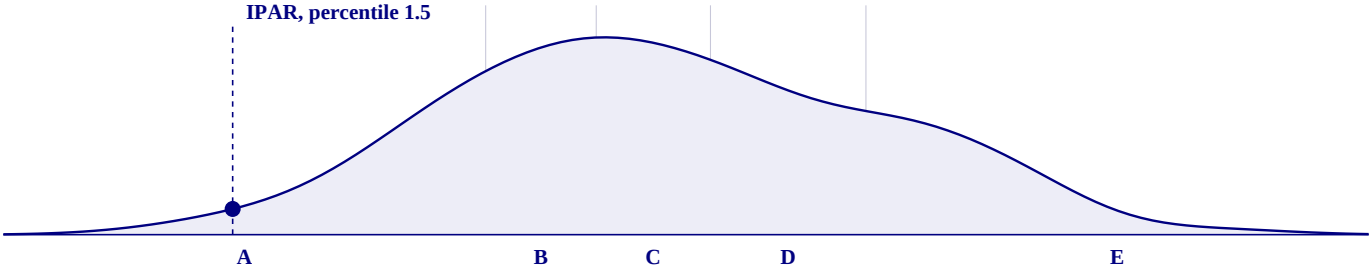

Composite score of every graded peer, smoothed; vertical rules are the letter band edges; stronger to the left.

Rank	Company	Percentile	Letter	Warnings
1	Solaris Energy Infrastructure, Inc. (SEI)	0.0	A	fortress balance sheet
2	Xpel, Inc. (XPEL)	0.4	A	fortress balance sheet
3	Cactus, Inc. (WHD)	0.8	A	fortress balance sheet
4	Deckers Outdoor Corp. (DECK)	1.2	A	
5	Interparfums Inc. (IPAR)	1.5	A	late filer, fortress balance sheet
6	Sono TEK Corp. (SOTK)	1.6	A	fortress balance sheet
7	Proto Labs Inc. (PRLB)	2.0	A	fortress balance sheet
8	Franklin Electric Co. Inc. (FELE)	2.4	A	
9	ITT Inc. (ITT)	2.8	A	fortress balance sheet
10	Smith Midland Corp. (SMID)	3.1	A	late filer

Not investment advice. Informational and educational only. Data from SEC EDGAR, may contain errors, is not warranted. The grade ranks reported financial condition and is not a return forecast.

What the price implies

at the 2026-11-06 close; none of these enters the grade

Measure	Value	Peer median	Percentile
Twelve-month price change, skipping the latest month	27.8%	11.0%	67
Distance from 52-week high	0.0%	(26.1%)	99
EBIT to enterprise value	6.1%	3.9%	73
Free cash flow yield	4.4%	3.4%	61
Book value to price	0.20	0.40	21
Sales to price	0.34	0.57	28
Composite equity issuance, five years	(11.4%)	(10.1%)	45
Relative strength against the sector, log excess return	0.10	0.00	63

Diagnostics

shown on every report; none enters the grade

Measure	Value
Piotroski F-score 6 of 9, period end 2025-12-31	
Return on assets above zero	pass
Operating cash flow above zero	pass
Return on assets improved	fail
Operating cash flow exceeds net income	pass
Long-term leverage fell	pass
Current ratio improved	pass
No new shares issued	pass
Gross margin improved	fail
Asset turnover improved	fail
Cash, filings, liquidity	
Cash and equivalents	n/a
Operating cash flow, four quarters	n/a
Months of runway	not finite
Days since last periodic filing	3 (10-Q received Nov 4, 2026)
Median daily dollar volume, 63 sessions	$22.5M

Sources

every fact behind the inputs; each row links to its filing index on sec.gov

#	Concept	XBRL tag	Value	Period end	Received	Form	Accession
1	gross profit	us-gaap:GrossProfit	$947.2M	2025-12-31	2026-03-10	10-K	26-000464
2	assets	us-gaap:Assets	$1.6B	2025-12-31	2026-03-10	10-K	26-000464
3	operating income	us-gaap:OperatingIncomeLoss	$148.1M	2021-12-31	2024-02-27	10-K	24-000405
4	pretax income	us-gaap:IncomeLossFromContinuingOperationsBeforeInc...	$151.0M	2021-12-31	2024-02-27	10-K	24-000405
5	income tax	us-gaap:IncomeTaxExpenseBenefit	$41.0M	2021-12-31	2024-02-27	10-K	24-000405
6	total debt	us-gaap:LongTermDebt	$148.8M	2021-12-31	2023-02-28	10-K	23-000213
7	book equity	us-gaap:StockholdersEquity	$571.9M	2021-12-31	2023-02-28	10-K	23-000213
8	cash	us-gaap:CashAndCashEquivalentsAtCarryingValue	$159.6B	2021-12-31	2024-02-27	10-K	24-000405
9	total debt	us-gaap:LongTermDebt	$24.7M	2020-12-31	2022-03-01	10-K	22-000273
10	book equity	us-gaap:StockholdersEquity	$535.8M	2020-12-31	2022-03-01	10-K	22-000273
11	cash	us-gaap:CashAndCashEquivalentsAtCarryingValue	$169.7M	2020-12-31	2022-03-01	10-K	22-000273
12	net income	us-gaap:NetIncomeLoss	$168.4M	2025-12-31	2026-03-10	10-K	26-000464
13	operating cash flow	us-gaap:NetCashProvidedByUsedInOperatingActivities	$214.9M	2025-12-31	2026-03-10	10-K	26-000464
14	assets	us-gaap:Assets	$1.4B	2024-12-31	2026-03-10	10-K	26-000464
15	revenue	us-gaap:RevenueFromContractWithCustomerIncludingAs...	$1.5B	2025-12-31	2026-03-10	10-K	26-000464
16	gross profit	us-gaap:GrossProfit	$927.3M	2024-12-31	2026-03-10	10-K	26-000464
17	revenue	us-gaap:RevenueFromContractWithCustomerIncludingAs...	$1.5B	2024-12-31	2026-03-10	10-K	26-000464
18	gross profit	us-gaap:GrossProfit	$839.1M	2023-12-31	2026-03-10	10-K	26-000464

Not investment advice. Informational and educational only. Data from SEC EDGAR, may contain errors, is not warranted. The grade ranks reported financial condition and is not a return forecast.

19	revenue	us-gaap:Revenues	$1.3B	2023-12-31	2024-02-27	10-K	24-000405
20	gross profit	us-gaap:GrossProfit	$694.4M	2022-12-31	2025-03-11	10-K	25-000424
21	revenue	us-gaap:Revenues	$1.1B	2022-12-31	2024-02-27	10-K	24-000405
22	gross profit	us-gaap:GrossProfit	$556.9M	2021-12-31	2024-02-27	10-K	24-000405
23	revenue	us-gaap:Revenues	$879.5M	2021-12-31	2024-02-27	10-K	24-000405
24	depreciation amortization	us-gaap:DepreciationDepletionAndAmortization	$12.7M	2021-12-31	2024-02-27	10-K	24-000405
25	operating income	us-gaap:OperatingIncomeLoss	$251.4M	2023-12-31	2026-03-10	10-K	26-000464
26	interest expense	us-gaap:InterestExpense	$11.3M	2023-12-31	2024-02-27	10-K	24-000405
27	current assets	us-gaap:AssetsCurrent	$1.0B	2025-12-31	2026-03-10	10-K	26-000464
28	current liabilities	us-gaap:LiabilitiesCurrent	$344.0M	2025-12-31	2026-03-10	10-K	26-000464
29	capital expenditure	us-gaap:PaymentsToAcquirePropertyPlantAndEquipment	$24.4M	2025-12-31	2026-03-10	10-K	26-000464
30	operating cash flow	us-gaap:NetCashProvidedByUsedInOperatingActivities	$187.6M	2024-12-31	2026-03-10	10-K	26-000464
31	capital expenditure	us-gaap:PaymentsToAcquirePropertyPlantAndEquipment	$4.7M	2024-12-31	2026-03-10	10-K	26-000464
32	operating cash flow	us-gaap:NetCashProvidedByUsedInOperatingActivities	$105.8M	2023-12-31	2026-03-10	10-K	26-000464
33	capital expenditure	us-gaap:PaymentsToAcquirePropertyPlantAndEquipment	$6.5M	2023-12-31	2026-03-10	10-K	26-000464
34	operating cash flow	us-gaap:NetCashProvidedByUsedInOperatingActivities	$73.0M	2022-12-31	2025-03-11	10-K	25-000424
35	capital expenditure	us-gaap:PaymentsToAcquirePropertyPlantAndEquipment	$33.8M	2022-12-31	2025-03-11	10-K	25-000424
36	depreciation amortization	us-gaap:DepreciationDepletionAndAmortization	$25.3M	2025-12-31	2026-03-10	10-K	26-000464
37	operating income	us-gaap:OperatingIncomeLoss	$270.3M	2025-12-31	2026-03-10	10-K	26-000464
38	pretax income	us-gaap:IncomeLossFromContinuingOperationsBeforeInc...	$271.3M	2025-12-31	2026-03-10	10-K	26-000464
39	income tax	us-gaap:IncomeTaxExpenseBenefit	$63.2M	2025-12-31	2026-03-10	10-K	26-000464
40	current assets	us-gaap:AssetsCurrent	$926.4M	2024-12-31	2026-03-10	10-K	26-000464
41	current liabilities	us-gaap:LiabilitiesCurrent	$332.4M	2024-12-31	2026-03-10	10-K	26-000464
42	assets	us-gaap:Assets	$1.4B	2023-12-31	2026-03-10	10-K	26-000464
43	assets	us-gaap:Assets	$1.3B	2022-12-31	2025-03-11	10-K	25-000424
44	shares outstanding	dei:EntityCommonStockSharesOutstanding	32,071,785	2026-03-10	2026-03-10	10-K	26-000464
45	shares outstanding	dei:EntityCommonStockSharesOutstanding	32,123,940	2025-03-11	2025-03-11	10-K	25-000424