Procept BioRobotics Corp.

PRCT

Nasdaq; healthcare; SIC 3841, Surgical & Medical Instruments & Apparatus; CIK 0001588978

A

strongest fifth of 370 graded peers in healthcare

rank 48 of 370; percentile 12.7; sampling error 2.5 points; lower is stronger

A B C D E

A, the bull



Scoreboard	
Profitability	C percentile 52.9
Solvency	B percentile 27.4
Growth and financing	B percentile 23.1
Reliability	0.87 AUC filers with $120M to $591M assets; 95% interval 0.83 to 0.90; 206 events, 2020 to 2025
Peer failure rate	1.03% a year Item 1.03 bankruptcies, same asset band, 2012 to 2025
Size band	$120M to $591M assets total assets $508.1M
Standard universe	inside revenue above $1M and assets above $10M
Warnings	none triggered; fortress balance sheet not computable: distress
Inputs computable	8 of 14
Graded from	filings received through Feb 26, 2026 255 days before the rescan; latest periodic filing 10-Q received Nov 4, 2026
Last close	$20.61 2026-11-06; market equity $1.2B; no price enters the letter

Share price, twelve months to the rescan

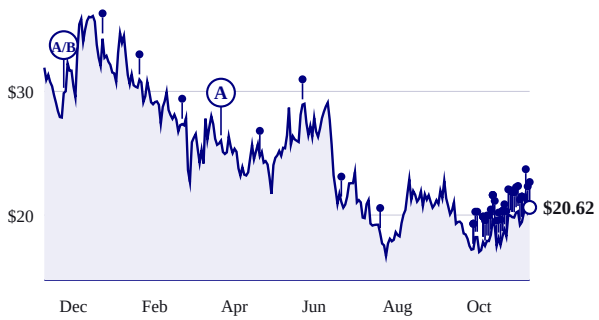

Split-adjusted close. Each lollipop is a rescan and carries the letter held then.

Letter at every rescan, 2012 to 2026



Sector percentile at each rescan, stronger toward the top; facts filed by each date only.

Business, in the company's words

opening of Item 1 of the 10-K received Feb 26, 2026

We are a surgical robotics company focused on advancing patient care by developing transformative solutions in urology. We develop, manufacture and sell the AquaBeam Robotic System and HYDROS Robotic System, which are advanced, image-guided, surgical robotic systems for use in minimally invasive urologic surgery, with an initial focus on treating benign prostatic hyperplasia, or BPH. BPH is the most common prostate disease and impacts approximately 40 million men in the United States.

The fourteen inputs

lower percentile is stronger; sleeves and inputs within a sleeve carry equal weight

Input	Value	Peer median	Percentile, 0 to 100	Pct	Peers	Period end
Profitability, sleeve percentile 52.9						
Gross profitability	38.6%	32.3%		34.9	365	2025-12-31
Return on invested capital	not computable	9.3%				
pretax income must exceed the validity floor and imply a 0%-100% tax rate						
Accruals ratio	(8.9%)	(6.6%)		44.6	802	2025-12-31

Not investment advice. Informational and educational only. Data from SEC EDGAR, may contain errors, is not warranted. The grade ranks reported financial condition and is not a return forecast.

Gross margin stability, five years	6.8 pts	2.8 pts	79.3	242	2025-12-31
Solvency, sleeve percentile 27.4					
Twelve-month failure probability	not computable	0.08%			
latest liabilities, cash plus short-term investments, book equity, and shares are required					
Altman Z double-prime	2.18	(0.37)	28.0	747	2025-12-31
Net debt to EBITDA	not computable	1.82x			
EBITDA must exceed $100,000					
Interest coverage	not computable	(4.51x)			
latest aligned inputs end 2023-12-31; latest annual assets end 2025-12-31					
Current ratio	6.85x	2.94x	26.7	828	2025-12-31
Growth and financing, sleeve percentile 23.1					
Revenue growth, three-year compound	60.1%	10.0%	10.0	412	2025-12-31
Free cash flow growth, three-year compound	not computable	10.9%			
current FCF must be positive and base FCF must exceed $100,000					
Reinvestment rate	not computable	37.1%			
pretax income must exceed the validity floor and imply a 0%-100% tax rate					
Asset growth, three years	18.0%	2.2%	23.0	696	2025-12-31
Net share issuance, one year	2.9%	2.5%	36.4	630	2026-02-19

Warnings

1 of 7 checks triggered; none of them enters the letter

Check	Measured
Fortress balance sheet	cash minus debt is 234,888,000 USD; Altman Z is not used

Among 370 peers

healthcare; letters are fifths of this list

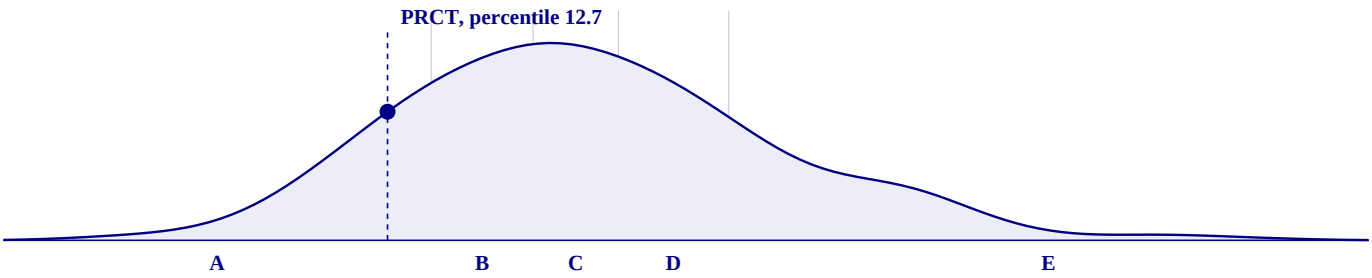

Composite score of every graded peer, smoothed; vertical rules are the letter band edges; stronger to the left.

Rank	Company	Percentile	Letter	Warnings
43	Sanara MedTech Inc. (SMTI)	11.4	A	
44	Idexx Laboratories Inc. (IDXX)	11.7	A	
45	Natera, Inc. (NTRA)	11.9	A	fortress balance sheet
46	PRO DEX Inc. (PDEX)	12.2	A	
47	RxSight, Inc. (RXST)	12.5	A	fortress balance sheet
48	Procept BioRobotics Corp. (PRCT)	12.7	A	fortress balance sheet
49	Treace Medical Concepts, Inc. (TMCI)	13.0	A	
50	Insulet Corp. (PODD)	13.3	A	
51	Utah Medical Products Inc. (UTMD)	13.6	A	fortress balance sheet
52	Tarsus Pharmaceuticals, Inc. (TARS)	13.8	A	fortress balance sheet
53	Ardelyx, Inc. (ARDX)	14.1	A	

Not investment advice. Informational and educational only. Data from SEC EDGAR, may contain errors, is not warranted. The grade ranks reported financial condition and is not a return forecast.

What the price implies

at the 2026-11-06 close; none of these enters the grade

Measure	Value	Peer median	Percentile
Twelve-month price change, skipping the latest month	(46.5%)	(2.1%)	17
Distance from 52-week high	(42.9%)	(30.5%)	36
EBIT to enterprise value	(10.2%)	(1.5%)	34
Free cash flow yield	(4.9%)	(1.0%)	40
Book value to price	0.28	0.29	49
Sales to price	0.26	0.30	44
Composite equity issuance, five years	not computable	21.4%	
Relative strength against the sector, log excess return	(0.79)	(0.19)	17

Diagnostics

shown on every report; none enters the grade

Measure	Value
Piotroski F-score 5 of 9, period end 2025-12-31	
Return on assets above zero	fail
Operating cash flow above zero	fail
Return on assets improved	pass
Operating cash flow exceeds net income	pass
Long-term leverage fell	pass
Current ratio improved	fail
No new shares issued	fail
Gross margin improved	pass
Asset turnover improved	pass
Cash, filings, liquidity	
Cash and equivalents	$218.4M
Operating cash flow, four quarters	-$76.7M
Months of runway	34.2
Days since last periodic filing	4 (10-Q received Nov 4, 2026)
Median daily dollar volume, 63 sessions	$21.6M

Sources

every fact behind the inputs; each row links to its filing index on sec.gov

#	Concept	XBRL tag	Value	Period end	Received	Form	Accession
1	gross profit	us-gaap:GrossProfit	$196.2M	2025-12-31	2026-02-26	10-K	26-000009
2	assets	us-gaap:Assets	$508.1M	2025-12-31	2026-02-26	10-K	26-000009
3	operating income	us-gaap:OperatingIncomeLoss	-$103.9M	2025-12-31	2026-02-26	10-K	26-000009
4	pretax income	us-gaap:IncomeLossFromContinuingOperationsBeforeInc...	-$95.4M	2025-12-31	2026-02-26	10-K	26-000009
5	income tax	us-gaap:IncomeTaxExpenseBenefit	$190,000	2025-12-31	2026-02-26	10-K	26-000009
6	total debt	us-gaap:LongTermDebt	$51.6M	2025-12-31	2026-02-26	10-K	26-000009
7	book equity	us-gaap:StockholdersEquity	$365.9M	2025-12-31	2026-02-26	10-K	26-000009
8	cash	us-gaap:CashAndCashEquivalentsAtCarryingValue	$286.5M	2025-12-31	2026-02-26	10-K	26-000009
9	total debt	us-gaap:LongTermDebt	$51.5M	2024-12-31	2025-02-27	10-K	25-000007
10	book equity	us-gaap:StockholdersEquity	$402.2M	2024-12-31	2026-02-26	10-K	26-000009
11	cash	us-gaap:CashAndCashEquivalentsAtCarryingValue	$333.7M	2024-12-31	2026-02-26	10-K	26-000009
12	net income	us-gaap:NetIncomeLoss	-$95.6M	2025-12-31	2026-02-26	10-K	26-000009
13	operating cash flow	us-gaap:NetCashProvidedByUsedInOperatingActivities	-$49.0M	2025-12-31	2026-02-26	10-K	26-000009
14	assets	us-gaap:Assets	$534.0M	2024-12-31	2026-02-26	10-K	26-000009
15	revenue	us-gaap:RevenueFromContractWithCustomerExcludingA...	$308.1M	2025-12-31	2026-02-26	10-K	26-000009
16	gross profit	us-gaap:GrossProfit	$137.1M	2024-12-31	2026-02-26	10-K	26-000009
17	revenue	us-gaap:RevenueFromContractWithCustomerExcludingA...	$224.5M	2024-12-31	2026-02-26	10-K	26-000009
18	gross profit	us-gaap:GrossProfit	$71.0M	2023-12-31	2026-02-26	10-K	26-000009

Not investment advice. Informational and educational only. Data from SEC EDGAR, may contain errors, is not warranted. The grade ranks reported financial condition and is not a return forecast.

19	revenue	us-gaap:RevenueFromContractWithCustomerExcludingA...	$136.2M	2023-12-31	2026-02-26	10-K	26-000009
20	gross profit	us-gaap:GrossProfit	$37.1M	2022-12-31	2025-02-27	10-K	25-000007
21	revenue	us-gaap:RevenueFromContractWithCustomerExcludingA...	$75.0M	2022-12-31	2025-02-27	10-K	25-000007
22	gross profit	us-gaap:GrossProfit	$15.9M	2021-12-31	2024-02-28	10-K	24-000006
23	revenue	us-gaap:RevenueFromContractWithCustomerExcludingA...	$34.5M	2021-12-31	2024-02-28	10-K	24-000006
24	current assets	us-gaap:AssetsCurrent	$450.4M	2025-12-31	2026-02-26	10-K	26-000009
25	current liabilities	us-gaap:LiabilitiesCurrent	$65.8M	2025-12-31	2026-02-26	10-K	26-000009
26	retained earnings	us-gaap:RetainedEarningsAccumulatedDeficit	-$641.6M	2025-12-31	2026-02-26	10-K	26-000009
27	liabilities	us-gaap:Liabilities	$142.2M	2025-12-31	2026-02-26	10-K	26-000009
28	depreciation amortization	us-gaap:DepreciationDepletionAndAmortization	$6.4M	2025-12-31	2026-02-26	10-K	26-000009
29	operating income	us-gaap:OperatingIncomeLoss	-$109.2M	2023-12-31	2026-02-26	10-K	26-000009
30	interest expense	us-gaap:InterestExpense	$4.0M	2023-12-31	2024-02-28	10-K	24-000006
31	capital expenditure	us-gaap:PaymentsToAcquirePropertyPlantAndEquipment	$9.4M	2025-12-31	2026-02-26	10-K	26-000009
32	operating cash flow	us-gaap:NetCashProvidedByUsedInOperatingActivities	-$99.2M	2024-12-31	2026-02-26	10-K	26-000009
33	capital expenditure	us-gaap:PaymentsToAcquirePropertyPlantAndEquipment	$4.4M	2024-12-31	2026-02-26	10-K	26-000009
34	operating cash flow	us-gaap:NetCashProvidedByUsedInOperatingActivities	-$108.0M	2023-12-31	2026-02-26	10-K	26-000009
35	capital expenditure	us-gaap:PaymentsToAcquirePropertyPlantAndEquipment	$25.2M	2023-12-31	2026-02-26	10-K	26-000009
36	operating cash flow	us-gaap:NetCashProvidedByUsedInOperatingActivities	-$80.4M	2022-12-31	2025-02-27	10-K	25-000007
37	capital expenditure	us-gaap:PaymentsToAcquirePropertyPlantAndEquipment	$2.7M	2022-12-31	2025-02-27	10-K	25-000007
38	current assets	us-gaap:AssetsCurrent	$481.8M	2024-12-31	2026-02-26	10-K	26-000009
39	current liabilities	us-gaap:LiabilitiesCurrent	$53.1M	2024-12-31	2026-02-26	10-K	26-000009
40	assets	us-gaap:Assets	$404.7M	2023-12-31	2025-02-27	10-K	25-000007
41	assets	us-gaap:Assets	$309.3M	2022-12-31	2024-02-28	10-K	24-000006
42	shares outstanding	dei:EntityCommonStockSharesOutstanding	56,390,196	2026-02-19	2026-02-26	10-K	26-000009
43	shares outstanding	dei:EntityCommonStockSharesOutstanding	54,818,700	2025-02-20	2025-04-11	10-K/A	25-000018