Roivant Sciences Ltd.

ROIV

Nasdaq; healthcare; SIC 2834, Pharmaceutical Preparations; CIK 0001635088

C

middle fifth of 370 graded peers in healthcare

rank 204 of 370; percentile 55.0; sampling error 2.5 points; lower is stronger

A B C D E

C, the tortoise



Scoreboard	
Profitability	E percentile 90.0
Solvency	A percentile 7.6
Growth and financing	C percentile 51.2
Reliability	0.94 AUC filers with over $2.67B assets; 95% interval 0.88 to 0.97; 61 events, 2020 to 2025
Peer failure rate	0.52% a year Item 1.03 bankruptcies, same asset band, 2012 to 2025
Size band	over $2.67B assets total assets $5.7B
Standard universe	inside revenue above $1M and assets above $10M
Warnings	none triggered; fortress balance sheet
Inputs computable	7 of 14
Graded from	filings received through May 20, 2026 173 days before the rescan; latest periodic filing 10-Q received Aug 6, 2026
Last close	$38.91 2026-11-06; market equity $28.1B; no price enters the letter

Share price, twelve months to the rescan

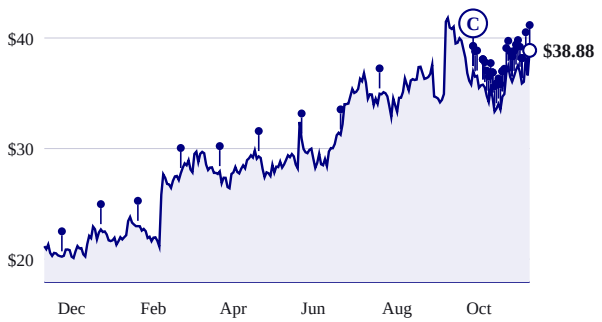

Split-adjusted close. Each lollipop is a rescan and carries the letter held then.

Letter at every rescan, 2012 to 2026



Sector percentile at each rescan, stronger toward the top; facts filed by each date only.

Business, in the company's words

opening of Item 1 of the 10-K received May 20, 2026

Roivant is a biopharmaceutical company that aims to improve the lives of patients by accelerating the development and commercialization of medicines that matter. Roivant's pipeline includes brepocitinib, a potent small molecule inhibitor of JAK1 and TYK2 currently under review at the FDA for the treatment of dermatomyositis and also in late stage development for the treatment of non-infectious uveitis, cutaneous sarcoidosis and lichen planopilaris; IMVT-1402, a fully human monoclonal antibody targeting FcRn in development across several IgG-mediated autoimmune indications; and mosliciguat, an inhaled sGC activator in development for pulmonary hypertension associated with interstitial lung...

The fourteen inputs

lower percentile is stronger; sleeves and inputs within a sleeve carry equal weight

Input	Value	Peer median	Percentile, 0 to 100	Pct	Peers	Period end
Profitability, sleeve percentile 90.0						
Gross profitability	not computable	32.3%				
one or more required annual facts are missing						

Not investment advice. Informational and educational only. Data from SEC EDGAR, may contain errors, is not warranted. The grade ranks reported financial condition and is not a return forecast.

Return on invested capital	not computable	9.3%				
average invested capital must exceed $1,000,000						
Accruals ratio	8.1%	(6.6%)		90.0	802	2026-03-31
Gross margin stability, five years	not computable	2.8 pts				
five annual gross margins are required; found 0						
Solvency, sleeve percentile 7.6						
Twelve-month failure probability	0.03%	0.08%		14.1	249	2026-06-30
Altman Z double-prime	16.14	(0.37)		3.8	747	2026-03-31
Net debt to EBITDA	not computable	1.82x				
latest aligned inputs end 2024-03-31; latest annual assets end 2026-03-31						
Interest coverage	not computable	(4.51x)				
latest aligned inputs end 2024-03-31; latest annual assets end 2026-03-31						
Current ratio	18.37x	2.94x		5.0	828	2026-03-31
Growth and financing, sleeve percentile 51.2						
Revenue growth, three-year compound	(36.0%)	10.0%		93.4	412	2026-03-31
Free cash flow growth, three-year compound	not computable	10.9%				
current FCF must be positive and base FCF must exceed $100,000						
Reinvestment rate	not computable	37.1%				
pretax income must exceed the validity floor and imply a 0%-100% tax rate						
Asset growth, three years	33.7%	2.2%		13.8	696	2026-03-31
Net share issuance, one year	5.8%	2.5%		46.3	630	2026-05-12

Warnings

1 of 7 checks triggered; none of them enters the letter

Check	Measured
Fortress balance sheet	cash minus debt is 6,064,362,000 USD; Altman Z is not used

Among 370 peers

healthcare; letters are fifths of this list

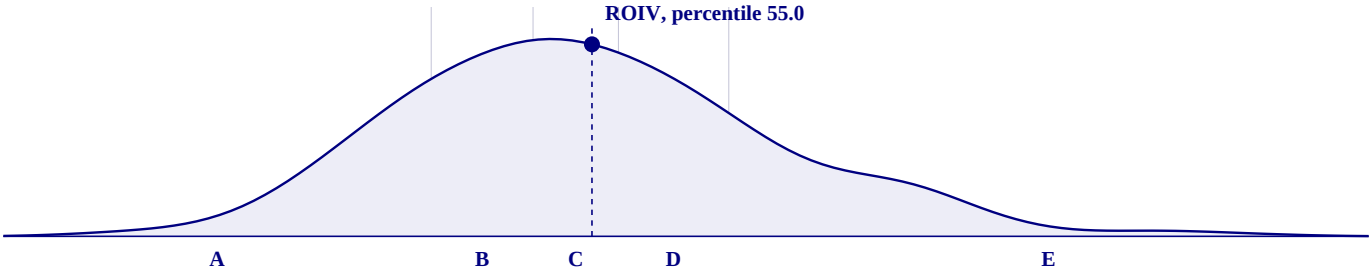

Composite score of every graded peer, smoothed; vertical rules are the letter band edges; stronger to the left.

Rank	Company	Percentile	Letter	Warnings
199	Sotera Health Co. (SHC)	53.7	C	
200	Cabaletta Bio, Inc. (CABA)	53.9	C	dilution
201	Zai Lab Ltd. (ZLAB)	54.2	C	
202	Emergent BioSolutions Inc. (EBS)	54.5	C	
203	Teladoc Health, Inc. (TDOC)	54.7	C	fortress balance sheet
204	Roivant Sciences Ltd. (ROIV)	55.0	C	fortress balance sheet
205	Abbott Laboratories (ABT)	55.3	C	
206	Neuronetics, Inc. (STIM)	55.6	C	
207	ELI Lilly & Co. (LLY)	55.8	C	
208	Inogen Inc. (INGN)	56.1	C	fortress balance sheet
209	AdaptHealth Corp. (AHCO)	56.4	C	

Not investment advice. Informational and educational only. Data from SEC EDGAR, may contain errors, is not warranted. The grade ranks reported financial condition and is not a return forecast.

What the price implies

at the 2026-11-06 close; none of these enters the grade

Measure	Value	Peer median	Percentile
Twelve-month price change, skipping the latest month	82.9%	(2.1%)	86
Distance from 52-week high	(7.0%)	(30.4%)	80
EBIT to enterprise value	(1.9%)	(1.5%)	49
Free cash flow yield	(2.7%)	(1.0%)	45
Book value to price	0.15	0.29	32
Sales to price	0.00	0.30	2
Composite equity issuance, five years	not computable	20.8%	
Relative strength against the sector, log excess return	0.44	(0.19)	86

Diagnostics

shown on every report; none enters the grade

Measure	Value
Piotroski F-score None of 9, period end 2026-03-31	
Return on assets above zero	fail
Operating cash flow above zero	fail
Return on assets improved	fail
Operating cash flow exceeds net income	fail
Long-term leverage fell	fail
Current ratio improved	fail
No new shares issued	fail
Gross margin improved	fail
Asset turnover improved	fail
Cash, filings, liquidity	
Cash and equivalents	$1.2B
Operating cash flow, four quarters	-$816.5M
Months of runway	18.3
Days since last periodic filing	95 (10-Q received Aug 6, 2026)
Median daily dollar volume, 63 sessions	$219.8M

Sources

every fact behind the inputs; each row links to its filing index on sec.gov

#	Concept	XBRL tag	Value	Period end	Received	Form	Accession
1	operating income	us-gaap:OperatingIncomeLoss	$4.5B	2024-03-31	2026-05-20	10-K	26-000061
2	pretax income	us-gaap:IncomeLossFromContinuingOperationsBeforeInc...	$4.6B	2024-03-31	2026-05-20	10-K	26-000061
3	income tax	us-gaap:IncomeTaxExpenseBenefit	$21.5M	2024-03-31	2026-05-20	10-K	26-000061
4	total debt	us-gaap:LongTermDebt	$430.6M	2024-03-31	2024-05-30	10-K	24-028145
5	book equity	us-gaap:StockholdersEquity	$6.0B	2024-03-31	2025-05-29	10-K	25-020715
6	cash	us-gaap:CashAndCashEquivalentsAtCarryingValue	$6.5B	2024-03-31	2025-05-29	10-K	25-020715
7	total debt	us-gaap:LongTermDebt	$375.5M	2023-03-31	2024-05-30	10-K	24-028145
8	book equity	us-gaap:StockholdersEquity	$1.2B	2023-03-31	2024-05-30	10-K	24-028145
9	cash	us-gaap:CashAndCashEquivalentsAtCarryingValue	$1.7B	2023-03-31	2024-05-30	10-K	24-028145
10	net income	us-gaap:NetIncomeLoss	-$299.8M	2026-03-31	2026-05-20	10-K	26-000061
11	operating cash flow	us-gaap:NetCashProvidedByUsedInOperatingActivities	-$750.3M	2026-03-31	2026-05-20	10-K	26-000061
12	assets	us-gaap:Assets	$5.7B	2026-03-31	2026-05-20	10-K	26-000061
13	assets	us-gaap:Assets	$5.4B	2025-03-31	2026-05-20	10-K	26-000061
14	current assets	us-gaap:AssetsCurrent	$5.2B	2026-03-31	2026-05-20	10-K	26-000061
15	current liabilities	us-gaap:LiabilitiesCurrent	$281.2M	2026-03-31	2026-05-20	10-K	26-000061
16	retained earnings	us-gaap:RetainedEarningsAccumulatedDeficit	-$501.8M	2026-03-31	2026-05-20	10-K	26-000061
17	operating income	us-gaap:OperatingIncomeLoss	-$515.1M	2026-03-31	2026-05-20	10-K	26-000061
18	book equity	us-gaap:StockholdersEquity	$4.5B	2026-03-31	2026-05-20	10-K	26-000061

Not investment advice. Informational and educational only. Data from SEC EDGAR, may contain errors, is not warranted. The grade ranks reported financial condition and is not a return forecast.

19	liabilities	us-gaap:Liabilities	$416.3M	2026-03-31	2026-05-20	10-K	26-000061
20	depreciation amortization	us-gaap:DepreciationDepletionAndAmortization	$22.0M	2024-03-31	2026-05-20	10-K	26-000061
21	interest expense	us-gaap:InterestExpense	$34.8M	2024-03-31	2024-05-30	10-K	24-028145
22	revenue	us-gaap:RevenueFromContractWithCustomerExcludingA...	$8.3M	2026-03-31	2026-05-20	10-K	26-000061
23	revenue	us-gaap:RevenueFromContractWithCustomerExcludingA...	$29.1M	2025-03-31	2026-05-20	10-K	26-000061
24	revenue	us-gaap:RevenueFromContractWithCustomerExcludingA...	$32.7M	2024-03-31	2026-05-20	10-K	26-000061
25	revenue	us-gaap:RevenueFromContractWithCustomerExcludingA...	$31.5M	2023-03-31	2025-05-29	10-K	25-020715
26	capital expenditure	us-gaap:PaymentsToAcquirePropertyPlantAndEquipment	$8.2M	2026-03-31	2026-05-20	10-K	26-000061
27	operating cash flow	us-gaap:NetCashProvidedByUsedInOperatingActivities	-$839.5M	2025-03-31	2026-05-20	10-K	26-000061
28	capital expenditure	us-gaap:PaymentsToAcquirePropertyPlantAndEquipment	$4.6M	2025-03-31	2026-05-20	10-K	26-000061
29	operating cash flow	us-gaap:NetCashProvidedByUsedInOperatingActivities	-$765.3M	2024-03-31	2026-05-20	10-K	26-000061
30	capital expenditure	us-gaap:PaymentsToAcquirePropertyPlantAndEquipment	$1.4M	2024-03-31	2026-05-20	10-K	26-000061
31	operating cash flow	us-gaap:NetCashProvidedByUsedInOperatingActivities	-$843.4M	2023-03-31	2025-05-29	10-K	25-020715
32	capital expenditure	us-gaap:PaymentsToAcquirePropertyPlantAndEquipment	$12.7M	2023-03-31	2025-05-29	10-K	25-020715
33	depreciation amortization	us-gaap:DepreciationDepletionAndAmortization	$3.3M	2026-03-31	2026-05-20	10-K	26-000061
34	pretax income	us-gaap:IncomeLossFromContinuingOperationsBeforeInc...	-$264.6M	2026-03-31	2026-05-20	10-K	26-000061
35	income tax	us-gaap:IncomeTaxExpenseBenefit	$133.3M	2026-03-31	2026-05-20	10-K	26-000061
36	current assets	us-gaap:AssetsCurrent	$5.0B	2025-03-31	2026-05-20	10-K	26-000061
37	current liabilities	us-gaap:LiabilitiesCurrent	$149.4M	2025-03-31	2026-05-20	10-K	26-000061
38	assets	us-gaap:Assets	$7.2B	2024-03-31	2025-05-29	10-K	25-020715
39	assets	us-gaap:Assets	$2.4B	2023-03-31	2024-05-30	10-K	24-028145
40	shares outstanding	dei:EntityCommonStockSharesOutstanding	719,270,385	2026-05-12	2026-05-20	10-K	26-000061
41	shares outstanding	dei:EntityCommonStockSharesOutstanding	679,806,070	2025-05-21	2025-05-29	10-K	25-020715