Tianci International, Inc.

CIIT

Nasdaq; business equipment; SIC 3576, Computer Communications Equipment; CIK 0001557798

A

strongest fifth of 495 graded peers in business equipment

rank 57 of 495; percentile 11.3; sampling error 2.2 points; lower is stronger

A B C D E

A, the bull



Scoreboard

Profitability	D percentile 67.9
Solvency	A percentile 0.9
Growth and financing	B percentile 32.7
Reliability	0.76 AUC filers with under $12.5M assets; 95% interval 0.65 to 0.86; 63 events, 2020 to 2025
Peer failure rate	0.60% a year Item 1.03 bankruptcies, same asset band, 2012 to 2025
Size band	under $12.5M assets total assets $5.7M
Standard universe	outside revenue above $1M and assets above $10M
Warnings	dilution, late filer not computable: short runway, distress, fortress balance sheet
Inputs computable	7 of 14
Graded from	filings received through Nov 4, 2026 7 days before the rescan; latest periodic filing 10-K received Nov 4, 2026
Last close	$2.32 2026-11-10; market equity $2.7M; no price enters the letter

Share price, twelve months to the rescan

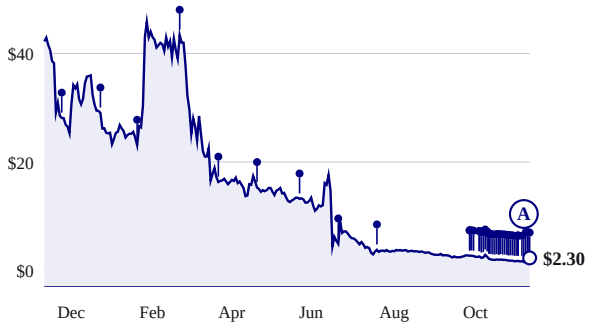

Split-adjusted close. Each lollipop is a rescan and carries the letter held then.

Letter at every rescan, 2012 to 2026



Sector percentile at each rescan, stronger toward the top; facts filed by each date only.

Business, in the company's words

opening of Item 1 of the 10-K received Oct 3, 2025

which had previously been a shell corporation with no business operations, completed a share exchange with RQS Capital Limited ("RQS Capital"), in which RQS Capital transferred all of the issued and outstanding capital stock of RQS United Group Limited ("RQS United") to Tianci, and Tianci issued to RQS Capital 1,500,000 shares of its common stock and paid a cash price of $350,000 RQS United is a holding company incorporated in the Republic of Seychelles. RQS United has no operations other than holding 90% of the share capital of its subsidiary, Roshing International Co., Limited, a company organized under the laws of Hong Kong ("Roshing").

The fourteen inputs

lower percentile is stronger; sleeves and inputs within a sleeve carry equal weight

Input	Value	Peer median	Percentile, 0 to 100	Pct	Peers	Period end
Profitability, sleeve percentile 67.9						
Gross profitability	18.6%	28.7%		65.5	552	2026-07-31
Return on invested capital	not computable	11.4%				

Not investment advice. Informational and educational only. Data from SEC EDGAR, may contain errors, is not warranted. The grade ranks reported financial condition and is not a return forecast.

one or more required annual facts are missing						
Accruals ratio	(4.0%)	(7.3%)		70.2	615	2026-07-31
Gross margin stability, five years	not computable	2.3 pts				
five annual gross margins are required; found 4						
Solvency, sleeve percentile 0.9						
Twelve-month failure probability	not computable	0.05%				
latest liabilities, cash plus short-term investments, book equity, and shares are required						
Altman Z double-prime	45.78	2.21		0.4	562	2026-07-31
Net debt to EBITDA	not computable	1.08x				
one or more required annual facts are missing						
Interest coverage	not computable	3.77x				
interest expense must exceed $100,000						
Current ratio	41.96x	2.01x		1.4	660	2026-07-31
Growth and financing, sleeve percentile 32.7						
Revenue growth, three-year compound	215.8%	6.5%		0.0	532	2026-07-31
Free cash flow growth, three-year compound	not computable	18.0%				
four consecutive annual FCF observations are required; found 0						
Reinvestment rate	not computable	15.1%				
one or more required annual facts are missing						
Asset growth, three years	161.0%	5.2%		0.9	557	2026-07-31
Net share issuance, one year	401.4%	0.5%		97.3	406	2026-11-04

Warnings

2 of 7 checks triggered; none of them enters the letter

Check	Measured
Dilution	split-adjusted year-over-year share growth is 401.4%
Late filer	found 2 NT 10-K/Q filings in the last eight quarters

Among 495 peers

business equipment; letters are fifths of this list

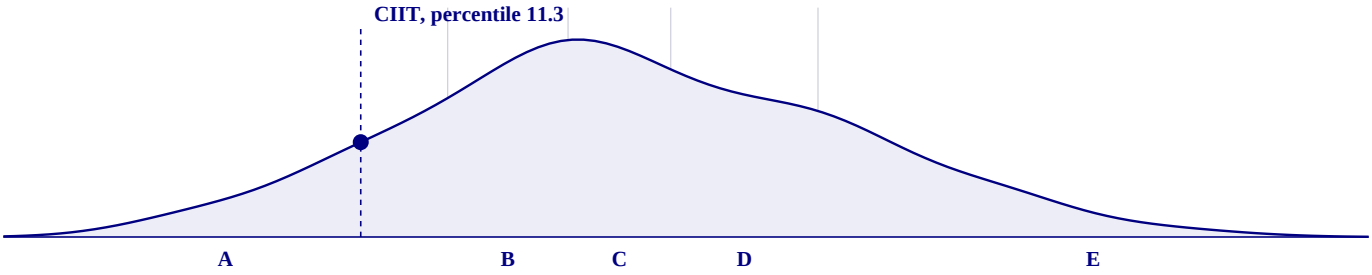

Composite score of every graded peer, smoothed; vertical rules are the letter band edges; stronger to the left.

Rank	Company	Percentile	Letter	Warnings
52	Alphabet Inc. (GOOGM)	10.2	A	
53	Alphabet Inc. (GOOGN)	10.2	A	
54	Meridian Holdings Inc./NV (MRDN)	10.7	A	
55	Super Micro Computer, Inc. (SMCI)	11.0	A	late filer, fortress balance sheet
56	Super Micro Computer, Inc. (SMCIP)	11.0	A	late filer, fortress balance sheet
57	Tianci International, Inc. (CIIT)	11.3	A	dilution, late filer
58	LiveRamp Holdings, Inc. (RAMP)	11.5	A	late filer, fortress balance sheet
59	SUNation Energy, Inc. (SUNE)	11.7	A	late filer, fortress balance sheet
60	Logitech International S.A. (LOGI)	11.9	A	
61	AvePoint, Inc. (AVPT)	12.1	A	
62	Upwork, Inc. (UPWK)	12.3	A	

Not investment advice. Informational and educational only. Data from SEC EDGAR, may contain errors, is not warranted. The grade ranks reported financial condition and is not a return forecast.

What the price implies

at the 2026-11-10 close; none of these enters the grade

Measure	Value	Peer median	Percentile
Twelve-month price change, skipping the latest month	(93.7%)	(2.0%)	1
Distance from 52-week high	(95.0%)	(34.4%)	2
EBIT to enterprise value	not computable	1.7%	
Free cash flow yield	not computable	2.9%	
Book value to price	2.07	0.28	94
Sales to price	5.23	0.32	95
Composite equity issuance, five years	not computable	4.3%	
Relative strength against the sector, log excess return	(3.03)	(0.29)	1

Diagnostics

shown on every report; none enters the grade

Measure	Value
Piotroski F-score None of 9, period end 2026-07-31	
Return on assets above zero	fail
Operating cash flow above zero	fail
Return on assets improved	pass
Operating cash flow exceeds net income	pass
Long-term leverage fell	fail
Current ratio improved	fail
No new shares issued	fail
Gross margin improved	pass
Asset turnover improved	fail
Cash, filings, liquidity	
Cash and equivalents	n/a
Operating cash flow, four quarters	n/a
Months of runway	not finite
Days since last periodic filing	7 (10-K received Nov 4, 2026)
Median daily dollar volume, 63 sessions	$61,229

Sources

every fact behind the inputs; each row links to its filing index on sec.gov

#	Concept	XBRL tag	Value	Period end	Received	Form	Accession
1	gross profit	us-gaap:GrossProfit	$1.1M	2026-07-31	2026-11-04	10-K	26-008309
2	assets	us-gaap:Assets	$5.7M	2026-07-31	2026-11-04	10-K	26-008309
3	net income	us-gaap:NetIncomeLoss	-$2.4M	2026-07-31	2026-11-04	10-K	26-008309
4	operating cash flow	us-gaap:NetCashProvidedByUsedInOperatingActivities	-$2.2M	2026-07-31	2026-11-04	10-K	26-008309
5	assets	us-gaap:Assets	$3.1M	2025-07-31	2026-11-04	10-K	26-008309
6	current assets	us-gaap:AssetsCurrent	$5.5M	2026-07-31	2026-11-04	10-K	26-008309
7	current liabilities	us-gaap:LiabilitiesCurrent	$130,083	2026-07-31	2026-11-04	10-K	26-008309
8	retained earnings	us-gaap:RetainedEarningsAccumulatedDeficit	-$5.2M	2026-07-31	2026-11-04	10-K	26-008309
9	operating income	us-gaap:OperatingIncomeLoss	-$2.5M	2026-07-31	2026-11-04	10-K	26-008309
10	book equity	us-gaap:StockholdersEquity	$5.6M	2026-07-31	2026-11-04	10-K	26-008309
11	liabilities	us-gaap:Liabilities	$130,083	2026-07-31	2026-11-04	10-K	26-008309
12	operating income	us-gaap:OperatingIncomeLoss	-$315,576	2016-07-31	2017-10-17	10-K	17-002680
13	interest expense	us-gaap:InterestExpense	$8,533	2016-07-31	2017-01-13	10-K	17-000348
14	revenue	us-gaap:Revenues	$14.2M	2026-07-31	2026-11-04	10-K	26-008309
15	revenue	us-gaap:Revenues	$9.3M	2025-07-31	2026-11-04	10-K	26-008309
16	revenue	us-gaap:Revenues	$8.6M	2024-07-31	2025-10-03	10-K	25-007401
17	revenue	us-gaap:Revenues	$452,409	2023-07-31	2024-10-22	10-K	24-007300
18	assets	us-gaap:Assets	$911,961	2024-07-31	2025-10-03	10-K	25-007401

Not investment advice. Informational and educational only. Data from SEC EDGAR, may contain errors, is not warranted. The grade ranks reported financial condition and is not a return forecast.

19	assets	us-gaap:Assets	$320,204	2023-07-31	2024-10-22	10-K	24-007300
20	shares outstanding	dei:EntityCommonStockSharesOutstanding	1,184,039	2026-11-04	2026-11-04	10-K	26-008309
21	shares outstanding	dei:EntityCommonStockSharesOutstanding	16,531,803	2025-10-03	2025-10-03	10-K	25-007401