Precision Optics Corporation, Inc.

POCI

Nasdaq; healthcare; SIC 3845, Electromedical & Electrotherapeutic Apparatus; CIK 0000867840

D

fourth fifth of 369 graded peers in healthcare

rank 272 of 369; percentile 73.6; sampling error 2.5 points; lower is stronger

A B C D E

D, the sloth



Scoreboard	
Profitability	D percentile 66.3
Solvency	C/D percentile 58.0
Growth and financing	C percentile 45.7
Reliability	0.83 AUC filers with $12.5M to $120M assets; 95% interval 0.79 to 0.86; 201 events, 2020 to 2025
Peer failure rate	1.07% a year Item 1.03 bankruptcies, same asset band, 2012 to 2025
Size band	$12.5M to $120M assets total assets $32.3M
Standard universe	inside revenue above $1M and assets above $10M
Warnings	dilution; fortress balance sheet not computable: distress
Inputs computable	8 of 14
Graded from	filings received through Sep 28, 2026 44 days before the rescan; latest periodic filing 10-K received Sep 28, 2026
Last close	$5.27 2026-11-10; market equity $57.8M; no price enters the letter

Share price, twelve months to the rescan

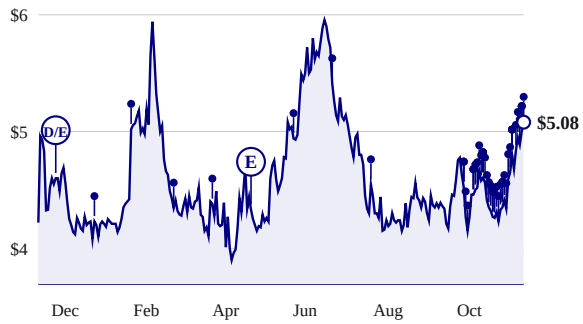

Split-adjusted close. Each lollipop is a rescan and carries the letter held then.

Letter at every rescan, 2012 to 2026

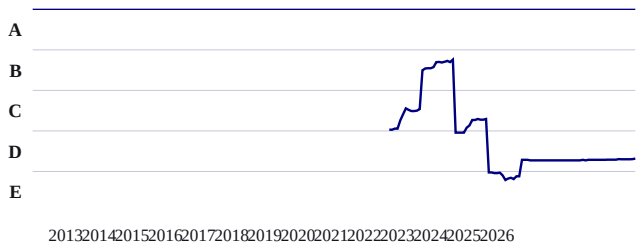

Sector percentile at each rescan, stronger toward the top; facts filed by each date only.

Business, in the company's words

opening of Item 1 of the 10-K received Sep 29, 2025

advanced optical instruments since 1982, and we operate primarily in two key market segments: medical devices and advanced defense/aerospace products. Within our proprietary optical and imaging technology, our unique custom designs, expert manufacturing capabilities, and advanced engineering and development capabilities have generated traditional endoscopes and endocouplers, digital imaging endoscopes using CMOS sensor technology, some designed and manufactured for single-use, as well as other, more advanced, custom imaging and illumination products for our customers' use in minimally invasive surgical procedures.

The fourteen inputs

lower percentile is stronger; sleeves and inputs within a sleeve carry equal weight

Input	Value	Peer median	Percentile, 0 to 100	Pct	Peers	Period end
Profitability, sleeve percentile 66.3						
Gross profitability	16.8%	32.3%		69.2	365	2026-06-30
Return on invested capital	not computable	9.3%				
pretax income must exceed the validity floor and imply a 0%-100% tax rate						

Not investment advice. Informational and educational only. Data from SEC EDGAR, may contain errors, is not warranted. The grade ranks reported financial condition and is not a return forecast.

Accruals ratio	(8.0%)	(6.6%)	48.7	800	2026-06-30
Gross margin stability, five years	7.8 pts	2.8 pts	80.9	242	2026-06-30
Solvency, sleeve percentile 58.0					
Twelve-month failure probability	not computable	0.08%			
latest liabilities, cash plus short-term investments, book equity, and shares are required					
Altman Z double-prime	(2.77)	(0.35)	48.5	745	2026-06-30
Net debt to EBITDA	not computable	1.82x			
EBITDA must exceed $100,000					
Interest coverage	not computable	(4.51x)			
latest aligned inputs end 2025-06-30; latest annual assets end 2026-06-30					
Current ratio	2.28x	2.95x	67.5	826	2026-06-30
Growth and financing, sleeve percentile 45.7					
Revenue growth, three-year compound	14.4%	10.1%	40.6	412	2026-06-30
Free cash flow growth, three-year compound	not computable	11.0%			
current FCF must be positive and base FCF must exceed $100,000					
Reinvestment rate	not computable	37.1%			
pretax income must exceed the validity floor and imply a 0%-100% tax rate					
Asset growth, three years	17.9%	2.2%	23.2	694	2026-06-30
Net share issuance, one year	42.2%	2.5%	73.4	628	2026-09-20

Warnings

2 of 7 checks triggered; none of them enters the letter

Check	Measured
Dilution	split-adjusted year-over-year share growth is 42.2%
Fortress balance sheet	cash minus debt is 8,507,391 USD; Altman Z is not used

Among 369 peers

healthcare; letters are fifths of this list

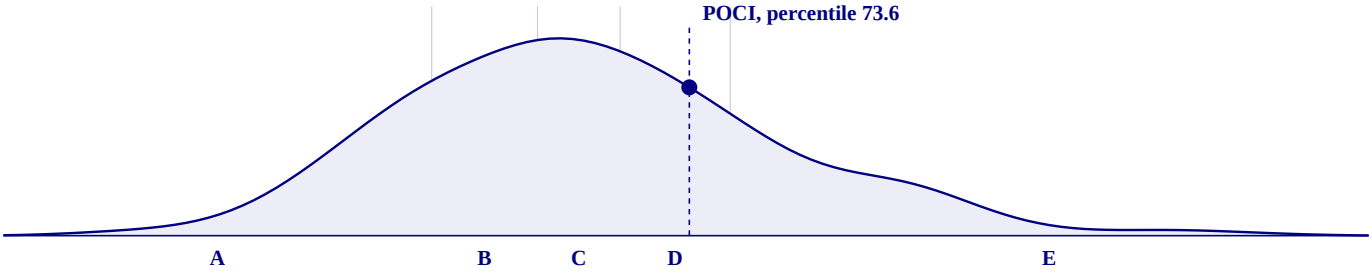

Composite score of every graded peer, smoothed; vertical rules are the letter band edges; stronger to the left.

Rank	Company	Percentile	Letter	Warnings
267	Elanco Animal Health Inc. (ELAN)	72.3	D	
268	Rockwell Medical, Inc. (RMTI)	72.6	D	
269	Butterfly Network, Inc. (BFLY)	72.8	D	
270	ICU Medical Inc/De (ICUI)	73.1	D	
271	Viatris Inc. (VTRS)	73.4	D	
272	Precision Optics Corporation, Inc. (POCI)	73.6	D	dilution, fortress balance sheet
273	Retractable Technologies Inc. (RVP)	73.9	D	fortress balance sheet
274	NutriBand Inc. (NTRB)	74.2	D	fortress balance sheet
275	Ovid Therapeutics Inc. (OVID)	74.5	D	dilution, short runway
276	Teleflex Inc. (TFX)	74.7	D	
277	Abeona Therapeutics Inc. (ABEO)	75.0	D	fortress balance sheet

Not investment advice. Informational and educational only. Data from SEC EDGAR, may contain errors, is not warranted. The grade ranks reported financial condition and is not a return forecast.

What the price implies

at the 2026-11-10 close; none of these enters the grade

Measure	Value	Peer median	Percentile
Twelve-month price change, skipping the latest month	(3.5%)	(1.9%)	49
Distance from 52-week high	(14.7%)	(28.5%)	65
EBIT to enterprise value	(7.4%)	(1.6%)	38
Free cash flow yield	(3.5%)	(1.0%)	42
Book value to price	0.37	0.27	59
Sales to price	0.57	0.29	70
Composite equity issuance, five years	not computable	20.8%	
Relative strength against the sector, log excess return	(0.20)	(0.19)	49

Diagnostics

shown on every report; none enters the grade

Measure	Value
Piotroski F-score 5 of 9, period end 2026-06-30	
Return on assets above zero	fail
Operating cash flow above zero	fail
Return on assets improved	pass
Operating cash flow exceeds net income	pass
Long-term leverage fell	pass
Current ratio improved	pass
No new shares issued	fail
Gross margin improved	fail
Asset turnover improved	pass
Cash, filings, liquidity	
Cash and equivalents	$9.8M
Operating cash flow, four quarters	-$1.6M
Months of runway	76.2
Days since last periodic filing	44 (10-K received Sep 28, 2026)
Median daily dollar volume, 63 sessions	$127,985

Sources

every fact behind the inputs; each row links to its filing index on sec.gov

#	Concept	XBRL tag	Value	Period end	Received	Form	Accession
1	gross profit	us-gaap:GrossProfit	$5.4M	2026-06-30	2026-09-28	10-K	26-007462
2	assets	us-gaap:Assets	$32.3M	2026-06-30	2026-09-28	10-K	26-007462
3	operating income	us-gaap:OperatingIncomeLoss	-$3.5M	2026-06-30	2026-09-28	10-K	26-007462
4	pretax income	us-gaap:IncomeLossFromContinuingOperationsBeforeInc...	-$3.6M	2026-06-30	2026-09-28	10-K	26-007462
5	income tax	us-gaap:IncomeTaxExpenseBenefit	$4,958	2026-06-30	2026-09-28	10-K	26-007462
6	total debt	us-gaap:LongTermDebt	$1.3M	2026-06-30	2026-09-28	10-K	26-007462
7	book equity	us-gaap:StockholdersEquity	$20.3M	2026-06-30	2026-09-28	10-K	26-007462
8	cash	us-gaap:CashAndCashEquivalentsAtCarryingValue	$9.8M	2026-06-30	2026-09-28	10-K	26-007462
9	total debt	us-gaap:LongTermDebt	$1.9M	2025-06-30	2025-09-29	10-K	25-007305
10	book equity	us-gaap:StockholdersEquity	$12.3M	2025-06-30	2026-09-28	10-K	26-007462
11	cash	us-gaap:CashAndCashEquivalentsAtCarryingValue	$1.8M	2025-06-30	2026-09-28	10-K	26-007462
12	net income	us-gaap:NetIncomeLoss	-$3.6M	2026-06-30	2026-09-28	10-K	26-007462
13	operating cash flow	us-gaap:NetCashProvidedByUsedInOperatingActivities	-$1.6M	2026-06-30	2026-09-28	10-K	26-007462
14	assets	us-gaap:Assets	$19.8M	2025-06-30	2026-09-28	10-K	26-007462
15	revenue	us-gaap:Revenues	$31.5M	2026-06-30	2026-09-28	10-K	26-007462
16	gross profit	us-gaap:GrossProfit	$3.4M	2025-06-30	2026-09-28	10-K	26-007462
17	revenue	us-gaap:Revenues	$19.1M	2025-06-30	2026-09-28	10-K	26-007462
18	gross profit	us-gaap:GrossProfit	$5.8M	2024-06-30	2025-09-29	10-K	25-007305

Not investment advice. Informational and educational only. Data from SEC EDGAR, may contain errors, is not warranted. The grade ranks reported financial condition and is not a return forecast.

19	revenue	us-gaap:Revenues	$19.1M	2024-06-30	2025-09-29	10-K	25-007305
20	gross profit	us-gaap:GrossProfit	$7.7M	2023-06-30	2024-09-30	10-K	24-006760
21	revenue	us-gaap:Revenues	$21.0M	2023-06-30	2024-09-30	10-K	24-006760
22	gross profit	us-gaap:GrossProfit	$4.9M	2022-06-30	2023-09-28	10-K	23-006801
23	revenue	us-gaap:Revenues	$15.7M	2022-06-30	2023-09-28	10-K	23-006801
24	current assets	us-gaap:AssetsCurrent	$20.1M	2026-06-30	2026-09-28	10-K	26-007462
25	current liabilities	us-gaap:LiabilitiesCurrent	$8.8M	2026-06-30	2026-09-28	10-K	26-007462
26	retained earnings	us-gaap:RetainedEarningsAccumulatedDeficit	-$60.6M	2026-06-30	2026-09-28	10-K	26-007462
27	liabilities	us-gaap:Liabilities	$12.0M	2026-06-30	2026-09-28	10-K	26-007462
28	depreciation amortization	us-gaap:DepreciationDepletionAndAmortization	$279,277	2026-06-30	2026-09-28	10-K	26-007462
29	operating income	us-gaap:OperatingIncomeLoss	-$5.6M	2025-06-30	2026-09-28	10-K	26-007462
30	interest expense	us-gaap:InterestExpense	$227,019	2025-06-30	2025-09-29	10-K	25-007305
31	capital expenditure	us-gaap:PaymentsToAcquirePropertyPlantAndEquipment	$426,786	2026-06-30	2026-09-28	10-K	26-007462
32	operating cash flow	us-gaap:NetCashProvidedByUsedInOperatingActivities	-$3.4M	2025-06-30	2026-09-28	10-K	26-007462
33	capital expenditure	us-gaap:PaymentsToAcquirePropertyPlantAndEquipment	$227,209	2025-06-30	2026-09-28	10-K	26-007462
34	operating cash flow	us-gaap:NetCashProvidedByUsedInOperatingActivities	-$2.7M	2024-06-30	2025-09-29	10-K	25-007305
35	capital expenditure	us-gaap:PaymentsToAcquirePropertyPlantAndEquipment	$272,435	2024-06-30	2025-09-29	10-K	25-007305
36	operating cash flow	us-gaap:NetCashProvidedByUsedInOperatingActivities	-$81,090	2023-06-30	2024-09-30	10-K	24-006760
37	capital expenditure	us-gaap:PaymentsToAcquirePropertyPlantAndEquipment	$16,784	2023-06-30	2024-09-30	10-K	24-006760
38	current assets	us-gaap:AssetsCurrent	$10.1M	2025-06-30	2026-09-28	10-K	26-007462
39	current liabilities	us-gaap:LiabilitiesCurrent	$6.2M	2025-06-30	2026-09-28	10-K	26-007462
40	assets	us-gaap:Assets	$16.9M	2024-06-30	2025-09-29	10-K	25-007305
41	assets	us-gaap:Assets	$19.7M	2023-06-30	2024-09-30	10-K	24-006760
42	shares outstanding	dei:EntityCommonStockSharesOutstanding	10,972,792	2026-09-20	2026-09-28	10-K	26-007462
43	shares outstanding	dei:EntityCommonStockSharesOutstanding	7,714,701	2025-09-20	2025-10-28	10-K/A	25-007809