Royalty Pharma plc

RPRX

Nasdaq; healthcare; SIC 2834, Pharmaceutical Preparations; CIK 0001802768

D

fourth fifth of 369 graded peers in healthcare

rank 234 of 369; percentile 63.3; sampling error 2.5 points; lower is stronger

A B C D E

D, the sloth



Scoreboard

Profitability	C percentile 47.3
Solvency	C/D percentile 58.9
Growth and financing	C percentile 53.5
Reliability	0.94 AUC filers with over $2.67B assets; 95% interval 0.88 to 0.97; 61 events, 2020 to 2025
Peer failure rate	0.52% a year Item 1.03 bankruptcies, same asset band, 2012 to 2025
Size band	over $2.67B assets total assets $19.6B
Standard universe	inside revenue above $1M and assets above $10M
Warnings	none triggered not computable: dilution, distress
Inputs computable	7 of 14
Graded from	filings received through Feb 11, 2026 273 days before the rescan; latest periodic filing 10-Q received Nov 4, 2026
Last close	$69.45 2026-11-10; market equity $27.0B; no price enters the letter

Share price, twelve months to the rescan

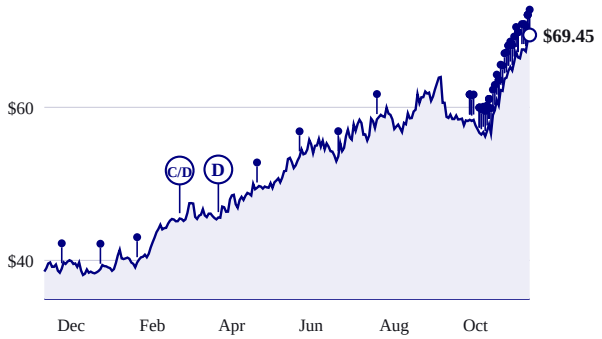

Split-adjusted close. Each lollipop is a rescan and carries the letter held then.

Letter at every rescan, 2012 to 2026



Sector percentile at each rescan, stronger toward the top; facts filed by each date only.

Business, in the company's words

opening of Item 1 of the 10-K received Feb 11, 2026

We are the largest buyer of biopharmaceutical royalties and a leading funder of innovation across the biopharmaceutical industry. Since our founding in 1996, we have been pioneers in the royalty market, collaborating with innovators from academic institutions, research hospitals and not-for-profits through small and mid-cap biotechnology companies to leading global pharmaceutical companies.

The fourteen inputs

lower percentile is stronger; sleeves and inputs within a sleeve carry equal weight

Input	Value	Peer median	Percentile, 0 to 100	Pct	Peers	Period end
Profitability, sleeve percentile 47.3						
Gross profitability	not computable	32.3%				
one or more required annual facts are missing						
Return on invested capital	8.9%	9.3%		50.7	74	2025-12-31
Accruals ratio	(9.1%)	(6.6%)		43.9	800	2025-12-31

Not investment advice. Informational and educational only. Data from SEC EDGAR, may contain errors, is not warranted. The grade ranks reported financial condition and is not a return forecast.

Gross margin stability, five years	not computable	2.8 pts				
five annual gross margins are required; found 0						
Solvency, sleeve percentile 58.9						
Twelve-month failure probability	not computable	0.08%				
liabilities and a nearby cover-page share count are required at 2026-09-30						
Altman Z double-prime	2.25	(0.35)		27.7	745	2025-12-31
Net debt to EBITDA	5.33x	1.82x		83.8	75	2025-12-31
Interest coverage	not computable	(4.51x)				
latest aligned inputs end 2023-12-31; latest annual assets end 2025-12-31						
Current ratio	2.40x	2.95x		65.3	826	2025-12-31
Growth and financing, sleeve percentile 53.5						
Revenue growth, three-year compound	2.1%	10.1%		66.7	412	2025-12-31
Free cash flow growth, three-year compound	not computable	11.0%				
four consecutive annual FCF observations are required; found 0						
Reinvestment rate	not computable	37.1%				
one or more required annual facts are missing						
Asset growth, three years	5.3%	2.2%		40.4	694	2025-12-31
Net share issuance, one year	not computable	2.5%				
two annual share counts are required; found 0						

Among 369 peers

healthcare; letters are fifths of this list

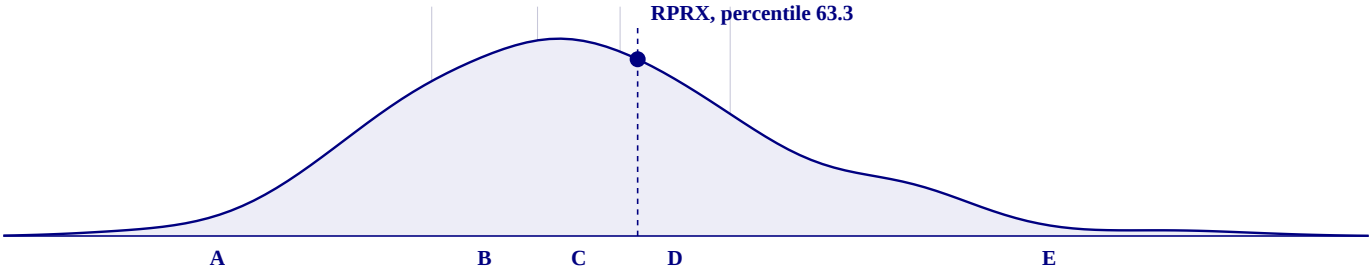

Composite score of every graded peer, smoothed; vertical rules are the letter band edges; stronger to the left.

Rank	Company	Percentile	Letter	Warnings
229	Biogen Inc. (BIIB)	62.0	C/D	
230	Beam Therapeutics Inc. (BEAM)	62.2	C/D	
231	AbbVie Inc. (ABBV)	62.5	C/D	
232	Cardiff Oncology, Inc. (CRDF)	62.8	D	short runway, fortress balance sheet
233	Perspective Therapeutics, Inc. (CATX)	63.0	D	dilution, short runway, fortress balance sheet
234	Royalty Pharma plc (RPRX)	63.3	D	
235	Iovance Biotherapeutics, Inc. (IOVA)	63.6	D	dilution, short runway
236	Lenz Therapeutics, Inc. (LENZ)	63.9	D	short runway
237	Integra Lifesciences Holdings Corp. (IART)	64.1	D	
238	AbCellera Biologics Inc. (ABCL)	64.4	D	
239	Organogenesis Holdings Inc. (ORGO)	64.7	D	fortress balance sheet

What the price implies

at the 2026-11-10 close; none of these enters the grade

Measure	Value	Peer median	Percentile
Twelve-month price change, skipping the latest month	58.5%	(1.9%)	80
Distance from 52-week high	0.0%	(28.5%)	96
EBIT to enterprise value	4.5%	(1.6%)	77

Not investment advice. Informational and educational only. Data from SEC EDGAR, may contain errors, is not warranted. The grade ranks reported financial condition and is not a return forecast.

Free cash flow yield	not computable	(1.0%)	
Book value to price	0.36	0.27	58
Sales to price	0.09	0.29	24
Composite equity issuance, five years	not computable	20.8%	
Relative strength against the sector, log excess return	0.29	(0.19)	80

Diagnostics

shown on every report; none enters the grade

Measure	Value
Piotroski F-score None of 9, period end 2025-12-31	
Return on assets above zero	pass
Operating cash flow above zero	pass
Return on assets improved	fail
Operating cash flow exceeds net income	pass
Long-term leverage fell	fail
Current ratio improved	pass
No new shares issued	fail
Gross margin improved	fail
Asset turnover improved	fail
Cash, filings, liquidity	
Cash and equivalents	$513.7M
Operating cash flow, four quarters	$3.0B
Months of runway	not finite
Days since last periodic filing	7 (10-Q received Nov 4, 2026)
Median daily dollar volume, 63 sessions	$169.6M

Sources

every fact behind the inputs; each row links to its filing index on sec.gov

#	Concept	XBRL tag	Value	Period end	Received	Form	Accession
1	operating income	us-gaap:OperatingIncomeLoss	$1.6B	2025-12-31	2026-02-11	10-K	26-000003
2	pretax income	us-gaap:IncomeLossFromContinuingOperationsBeforeInc...	$1.3B	2025-12-31	2026-02-11	10-K	26-000003
3	income tax	us-gaap:IncomeTaxExpenseBenefit	$0	2025-12-31	2026-02-11	10-K	26-000003
4	total debt	us-gaap:LongTermDebt	$9.0B	2025-12-31	2026-02-11	10-K	26-000003
5	book equity	us-gaap:StockholdersEquityIncludingPortionAttributableT...	$9.7B	2025-12-31	2026-02-11	10-K	26-000003
6	cash	us-gaap:CashAndCashEquivalentsAtCarryingValue	$618.7M	2025-12-31	2026-02-11	10-K	26-000003
7	total debt	us-gaap:LongTermDebt	$7.6B	2024-12-31	2026-02-11	10-K	26-000003
8	book equity	us-gaap:StockholdersEquityIncludingPortionAttributableT...	$10.3B	2024-12-31	2026-02-11	10-K	26-000003
9	cash	us-gaap:CashAndCashEquivalentsAtCarryingValue	$929.0M	2024-12-31	2026-02-11	10-K	26-000003
10	net income	us-gaap:NetIncomeLoss	$770.9M	2025-12-31	2026-02-11	10-K	26-000003
11	operating cash flow	us-gaap:NetCashProvidedByUsedInOperatingActivities	$2.5B	2025-12-31	2026-02-11	10-K	26-000003
12	assets	us-gaap:Assets	$19.6B	2025-12-31	2026-02-11	10-K	26-000003
13	assets	us-gaap:Assets	$18.2B	2024-12-31	2026-02-11	10-K	26-000003
14	current assets	us-gaap:AssetsCurrent	$1.5B	2025-12-31	2026-02-11	10-K	26-000003
15	current liabilities	us-gaap:LiabilitiesCurrent	$636.2M	2025-12-31	2026-02-11	10-K	26-000003
16	retained earnings	us-gaap:RetainedEarningsAccumulatedDeficit	$2.4B	2025-12-31	2026-02-11	10-K	26-000003
17	liabilities	us-gaap:Liabilities	$9.9B	2025-12-31	2026-02-11	10-K	26-000003
18	depreciation amortization	us-gaap:Depreciation	$3.9M	2025-12-31	2026-02-11	10-K	26-000003
19	operating income	us-gaap:OperatingIncomeLoss	$1.5B	2023-12-31	2026-02-11	10-K	26-000003
20	interest expense	us-gaap:InterestExpense	$187.2M	2023-12-31	2024-02-15	10-K	24-000012
21	revenue	us-gaap:Revenues	$2.4B	2025-12-31	2026-02-11	10-K	26-000003
22	revenue	us-gaap:Revenues	$2.3B	2024-12-31	2026-02-11	10-K	26-000003
23	revenue	us-gaap:Revenues	$2.4B	2023-12-31	2026-02-11	10-K	26-000003
24	revenue	us-gaap:Revenues	$2.2B	2022-12-31	2025-02-12	10-K	25-000010
25	assets	us-gaap:Assets	$16.4B	2023-12-31	2025-02-12	10-K	25-000010

Not investment advice. Informational and educational only. Data from SEC EDGAR, may contain errors, is not warranted. The grade ranks reported financial condition and is not a return forecast.

26	assets	us-gaap:Assets	$16.8B	2022-12-31	2024-02-15	10-K	24-000012	