Clarivate plc

CLVT

NYSE; business equipment; SIC 7374, Services-Computer Processing & Data Preparation; CIK 0001764046

D/E

on the D/E boundary of 495 graded peers in business equipm...

rank 391 of 495; percentile 78.9; sampling error 2.2 points; lower is stronger



D/E, the sloth



Scoreboard	
Profitability	C percentile 45.2
Solvency	D/E percentile 79.5
Growth and financing	C percentile 55.8
Reliability	0.94 AUC filers with over $2.67B assets; 95% interval 0.88 to 0.97; 61 events, 2020 to 2025
Peer failure rate	0.52% a year Item 1.03 bankruptcies, same asset band, 2012 to 2025
Size band	over $2.67B assets total assets $11.1B
Standard universe	inside revenue above $1M and assets above $10M
Warnings	none triggered not computable: distress
Inputs computable	10 of 14
Graded from	filings received through Feb 24, 2026 262 days before the rescan; latest periodic filing 10-Q received Nov 3, 2026
Last close	$2.31 2026-11-12; market equity $1.5B; no price enters the letter

Share price, twelve months to the rescan

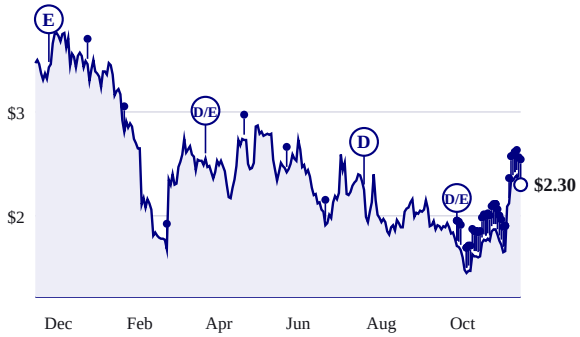

Split-adjusted close. Each lollipop is a rescan and carries the letter held then.

Letter at every rescan, 2012 to 2026

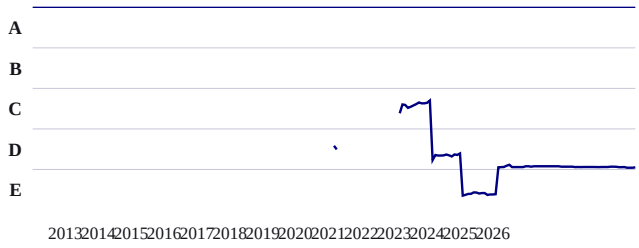

Sector percentile at each rescan, stronger toward the top; facts filed by each date only.

Business, in the company's words

opening of Item 1 of the 10-K received Feb 24, 2026

Clarivate Plc is a public limited company incorporated on January 7, 2019 under the laws of Jersey, Channel Islands. Our principal business offices are located at 70 St. Mary Axe, London EC3A 8BE, United Kingdom, and our main telephone number is +44 207 433 4000. We maintain a registered office at 4th Floor, St Paul's Gate, 22-24 New Street, St. Helier, Jersey JE14TR. We became a public company in May 2019, and our ordinary shares are traded on the New York Stock We are a leading global provider of transformative intelligence. We support the entire innovation lifecycle, from cultivating curiosity to protecting the world's critical intellectual property assets.

The fourteen inputs

lower percentile is stronger; sleeves and inputs within a sleeve carry equal weight

Input	Value	Peer median	Percentile, 0 to 100	Pct	Peers	Period end
Profitability, sleeve percentile 45.2						
Gross profitability	14.6%	28.8%		73.5	552	2025-12-31
Return on invested capital	not computable	11.2%				

Not investment advice. Informational and educational only. Data from SEC EDGAR, may contain errors, is not warranted. The grade ranks reported financial condition and is not a return forecast.

pretax income must exceed the validity floor and imply a 0%-100% tax rate						
Accruals ratio	(7.4%)	(7.3%)	51.1	615	2025-12-31	
Gross margin stability, five years	0.8 pts	2.3 pts	10.9	423	2025-12-31	
Solvency, sleeve percentile 79.5						
Twelve-month failure probability	not computable	0.05%				
latest liabilities, cash plus short-term investments, book equity, and shares are required						
Altman Z double-prime	(1.51)	2.21	65.6	562	2025-12-31	
Net debt to EBITDA	4.82x	1.09x	85.5	146	2025-12-31	
Interest coverage	not computable	3.77x				
latest aligned inputs end 2023-12-31; latest annual assets end 2025-12-31						
Current ratio	0.84x	2.01x	87.4	660	2025-12-31	
Growth and financing, sleeve percentile 55.8						
Revenue growth, three-year compound	(2.6%)	6.5%	74.2	532	2025-12-31	
Free cash flow growth, three-year compound	6.0%	18.0%	66.7	265	2025-12-31	
Reinvestment rate	not computable	15.1%				
pretax income must exceed the validity floor and imply a 0%-100% tax rate						
Asset growth, three years	(7.4%)	5.2%	79.3	557	2025-12-31	
Net share issuance, one year	(7.4%)	0.5%	3.0	406	2026-01-31	

Among 495 peers

business equipment; letters are fifths of this list

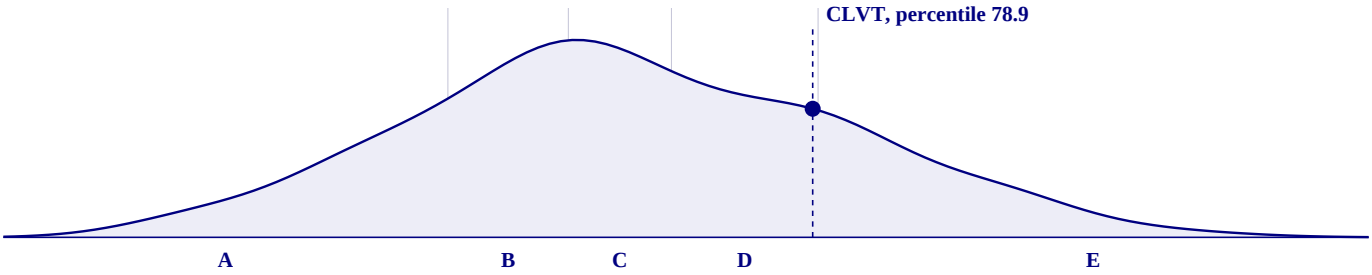

Composite score of every graded peer, smoothed; vertical rules are the letter band edges; stronger to the left.

Rank	Company	Percentile	Letter	Warnings
386	Duos Technologies Group, Inc. (DUOT)	77.9	D/E	dilution, late filer, fortress balance sheet
387	Spectrum Brands Holdings, Inc. (SPB)	78.1	D/E	
388	Asure Software Inc. (ASUR)	78.3	D/E	
389	SmartRent, Inc. (SMRT)	78.5	D/E	
390	Thermo Fisher Scientific Inc. (TMO)	78.7	D/E	
391	Clarivate plc (CLVT)	78.9	D/E	
392	GoDaddy Inc. (GDDY)	79.1	D/E	
393	Definitive Healthcare Corp. (DH)	79.4	D/E	fortress balance sheet
394	ZoomInfo Technologies Inc. (GTM)	79.6	D/E	
395	Maxlinear, Inc. (MXL)	79.8	D/E	
396	Blend Labs, Inc. (BLND)	80.0	D/E	distress, fortress balance sheet

What the price implies

at the 2026-11-12 close; none of these enters the grade

Measure	Value	Peer median	Percentile
Twelve-month price change, skipping the latest month	(50.9%)	(2.0%)	14
Distance from 52-week high	(38.8%)	(33.7%)	43
EBIT to enterprise value	1.3%	1.7%	46
Free cash flow yield	24.8%	2.8%	95

Not investment advice. Informational and educational only. Data from SEC EDGAR, may contain errors, is not warranted. The grade ranks reported financial condition and is not a return forecast.

Book value to price	3.07	0.27	96
Sales to price	1.67	0.31	85
Composite equity issuance, five years	5.1%	4.3%	51
Relative strength against the sector, log excess return	(0.98)	(0.29)	14

Diagnostics

shown on every report; none enters the grade

Measure	Value
Piotroski F-score 6 of 9, period end 2025-12-31	
Return on assets above zero	fail
Operating cash flow above zero	pass
Return on assets improved	pass
Operating cash flow exceeds net income	pass
Long-term leverage fell	fail
Current ratio improved	fail
No new shares issued	pass
Gross margin improved	pass
Asset turnover improved	pass
Cash, filings, liquidity	
Cash and equivalents	$257.0M
Operating cash flow, four quarters	$558.9M
Months of runway	not finite
Days since last periodic filing	10 (10-Q received Nov 3, 2026)
Median daily dollar volume, 63 sessions	$7.1M

Sources

every fact behind the inputs; each row links to its filing index on sec.gov

#	Concept	XBRL tag	Value	Period end	Received	Form	Accession
1	revenue	us-gaap:RevenueFromContractWithCustomerExcludingA...	$2.5B	2025-12-31	2026-02-24	10-K	26-000019
2	cost of revenue	us-gaap:CostOfRevenue	$833.6M	2025-12-31	2026-02-24	10-K	26-000019
3	assets	us-gaap:Assets	$11.1B	2025-12-31	2026-02-24	10-K	26-000019
4	operating income	us-gaap:OperatingIncomeLoss	$71.5M	2025-12-31	2026-02-24	10-K	26-000019
5	pretax income	us-gaap:IncomeLossFromContinuingOperationsBeforeInc...	-$193.9M	2025-12-31	2026-02-24	10-K	26-000019
6	income tax	us-gaap:IncomeTaxExpenseBenefit	$7.2M	2025-12-31	2026-02-24	10-K	26-000019
7	total debt	us-gaap:LongTermDebtAndCapitalLeaseObligations	$4.3B	2025-12-31	2026-02-24	10-K	26-000019
8	book equity	us-gaap:StockholdersEquity	$4.8B	2025-12-31	2026-02-24	10-K	26-000019
9	cash	us-gaap:CashAndCashEquivalentsAtCarryingValue	$329.2M	2025-12-31	2026-02-24	10-K	26-000019
10	total debt	us-gaap:LongTermDebtAndCapitalLeaseObligations	$4.5B	2024-12-31	2026-02-24	10-K	26-000019
11	book equity	us-gaap:StockholdersEquity	$5.1B	2024-12-31	2026-02-24	10-K	26-000019
12	cash	us-gaap:CashAndCashEquivalentsAtCarryingValue	$295.2M	2024-12-31	2026-02-24	10-K	26-000019
13	net income	us-gaap:NetIncomeLoss	-$201.1M	2025-12-31	2026-02-24	10-K	26-000019
14	operating cash flow	us-gaap:NetCashProvidedByUsedInOperatingActivities	$628.5M	2025-12-31	2026-02-24	10-K	26-000019
15	assets	us-gaap:Assets	$11.5B	2024-12-31	2026-02-24	10-K	26-000019
16	revenue	us-gaap:RevenueFromContractWithCustomerExcludingA...	$2.6B	2024-12-31	2026-02-24	10-K	26-000019
17	cost of revenue	us-gaap:CostOfRevenue	$869.2M	2024-12-31	2026-02-24	10-K	26-000019
18	revenue	us-gaap:RevenueFromContractWithCustomerExcludingA...	$2.6B	2023-12-31	2026-02-24	10-K	26-000019
19	cost of revenue	us-gaap:CostOfRevenue	$906.4M	2023-12-31	2026-02-24	10-K	26-000019
20	revenue	us-gaap:RevenueFromContractWithCustomerExcludingA...	$2.7B	2022-12-31	2025-02-19	10-K	25-000011
21	cost of revenue	us-gaap:CostOfRevenue	$954.0M	2022-12-31	2025-02-19	10-K	25-000011
22	revenue	us-gaap:RevenueFromContractWithCustomerExcludingA...	$1.9B	2021-12-31	2024-02-27	10-K	24-000016
23	cost of revenue	us-gaap:CostOfRevenue	$626.1M	2021-12-31	2024-02-27	10-K	24-000016
24	current assets	us-gaap:AssetsCurrent	$1.3B	2025-12-31	2026-02-24	10-K	26-000019
25	current liabilities	us-gaap:LiabilitiesCurrent	$1.6B	2025-12-31	2026-02-24	10-K	26-000019
26	retained earnings	us-gaap:RetainedEarningsAccumulatedDeficit	-$7.5B	2025-12-31	2026-02-24	10-K	26-000019

Not investment advice. Informational and educational only. Data from SEC EDGAR, may contain errors, is not warranted. The grade ranks reported financial condition and is not a return forecast.

27	liabilities	us-gaap:Liabilities	$6.2B	2025-12-31	2026-02-24	10-K	26-000019
28	depreciation amortization	us-gaap:DepreciationDepletionAndAmortization	$757.2M	2025-12-31	2026-02-24	10-K	26-000019
29	operating income	us-gaap:OperatingIncomeLoss	-$734.7M	2023-12-31	2026-02-24	10-K	26-000019
30	interest expense	us-gaap:InterestExpense	$293.7M	2023-12-31	2024-02-27	10-K	24-000016
31	capital expenditure	us-gaap:PaymentsToAcquirePropertyPlantAndEquipment	$263.2M	2025-12-31	2026-02-24	10-K	26-000019
32	operating cash flow	us-gaap:NetCashProvidedByUsedInOperatingActivities	$646.6M	2024-12-31	2026-02-24	10-K	26-000019
33	capital expenditure	us-gaap:PaymentsToAcquirePropertyPlantAndEquipment	$289.1M	2024-12-31	2026-02-24	10-K	26-000019
34	operating cash flow	us-gaap:NetCashProvidedByUsedInOperatingActivities	$744.2M	2023-12-31	2026-02-24	10-K	26-000019
35	capital expenditure	us-gaap:PaymentsToAcquirePropertyPlantAndEquipment	$242.5M	2023-12-31	2026-02-24	10-K	26-000019
36	operating cash flow	us-gaap:NetCashProvidedByUsedInOperatingActivities	$509.3M	2022-12-31	2025-02-19	10-K	25-000011
37	capital expenditure	us-gaap:PaymentsToAcquirePropertyPlantAndEquipment	$202.9M	2022-12-31	2025-02-19	10-K	25-000011
38	current assets	us-gaap:AssetsCurrent	$1.2B	2024-12-31	2026-02-24	10-K	26-000019
39	current liabilities	us-gaap:LiabilitiesCurrent	$1.4B	2024-12-31	2026-02-24	10-K	26-000019
40	assets	us-gaap:Assets	$12.7B	2023-12-31	2025-02-19	10-K	25-000011
41	assets	us-gaap:Assets	$13.9B	2022-12-31	2024-02-27	10-K	24-000016
42	shares outstanding	dei:EntityCommonStockSharesOutstanding	640,698,582	2026-01-31	2026-02-24	10-K	26-000019
43	shares outstanding	dei:EntityCommonStockSharesOutstanding	691,638,374	2025-01-31	2025-02-19	10-K	25-000011