Modine Manufacturing Co.

MOD

NYSE; consumer durables; SIC 3714, Motor Vehicle Parts & Accessories; CIK 0000067347

A

strongest fifth of 458 graded peers in the pooled consumer gr...

rank 74 of 458; percentile 16.4; sampling error 2.3 points; lower is stronger

A B C D E

A, the bull



Scoreboard

Profitability	C percentile 54.1
Solvency	B percentile 29.6
Growth and financing	B percentile 24.9
Reliability	0.94 AUC filers with over $2.67B assets; 95% interval 0.88 to 0.97; 61 events, 2020 to 2025
Peer failure rate	0.52% a year Item 1.03 bankruptcies, same asset band, 2012 to 2025
Size band	over $2.67B assets total assets $2.7B
Standard universe	inside revenue above $1M and assets above $10M
Warnings	none triggered not computable: distress
Inputs computable	12 of 14
Graded from	filings received through May 27, 2026 170 days before the rescan; latest periodic filing 10-Q received Nov 4, 2026
Last close	$106.22 2026-11-12; market equity $5.7B; no price enters the letter

Share price, twelve months to the rescan

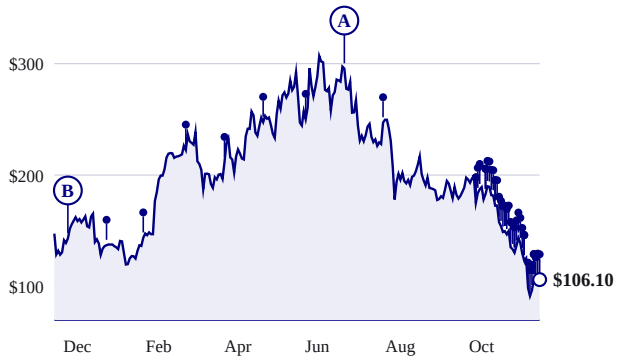

Split-adjusted close. Each lollipop is a rescan and carries the letter held then.

Letter at every rescan, 2012 to 2026

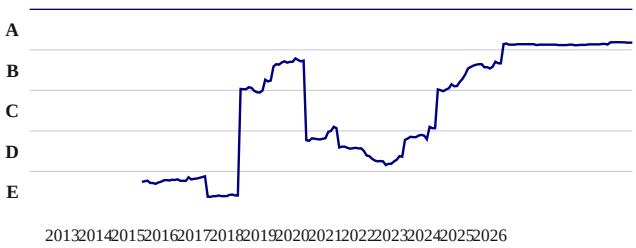

Sector percentile at each rescan, stronger toward the top; facts filed by each date only.

Business, in the company's words

opening of Item 1 of the 10-K received May 27, 2026

At Modine Manufacturing Company, we are Engineering a Cleaner, Healthier World ?. For more than 100 years, we have been a trusted leader in designing, engineering, testing, and manufacturing mission-critical thermal solutions. Our technologies heat, cool and ventilate, with systems that drive performance, efficiency, and reliability for our customers. Our technologies support our mission to improve indoor air quality, lower harmful emissions, enable cleaner running vehicles, and use environmentally friendly refrigerants. We help customers across industries solve complex thermal management challenges and meet increasingly stringent indoor and outdoor air, energy, and water standards.

The fourteen inputs

lower percentile is stronger; sleeves and inputs within a sleeve carry equal weight

Input	Value	Peer median	Percentile, 0 to 100	Pct	Peers	Period end
Profitability, sleeve percentile 54.1						
Gross profitability	27.3%	34.4%		58.9	473	2026-03-31
Return on invested capital	17.1%	8.9%		24.7	163	2026-03-31

Not investment advice. Informational and educational only. Data from SEC EDGAR, may contain errors, is not warranted. The grade ranks reported financial condition and is not a return forecast.

Accruals ratio	(5.5%)	(5.1%)		49.0	521	2026-03-31
Gross margin stability, five years	3.7 pts	1.7 pts		84.0	406	2026-03-31
Solvency, sleeve percentile 29.6						
Twelve-month failure probability	not computable	0.04%				
latest liabilities, cash plus short-term investments, book equity, and shares are required						
Altman Z double-prime	4.57	2.11		23.9	399	2026-03-31
Net debt to EBITDA	0.74x	2.11x		29.3	185	2026-03-31
Interest coverage	not computable	2.71x				
latest aligned inputs end 2025-03-31; latest annual assets end 2026-03-31						
Current ratio	1.94x	1.60x		35.6	541	2026-03-31
Growth and financing, sleeve percentile 24.9						
Revenue growth, three-year compound	11.5%	1.4%		12.3	480	2026-03-31
Free cash flow growth, three-year compound	22.9%	7.4%		28.1	254	2026-03-31
Reinvestment rate	146.0%	22.2%		9.5	265	2026-03-31
Asset growth, three years	19.5%	2.0%		5.4	483	2026-03-31
Net share issuance, one year	0.8%	(0.3%)		69.2	381	2026-05-22

Among 458 peers

consumer durables; letters are fifths of this list

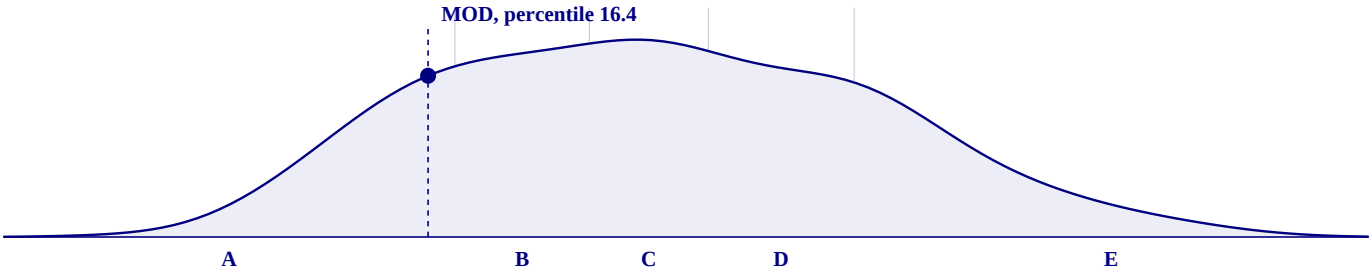

Composite score of every graded peer, smoothed; vertical rules are the letter band edges; stronger to the left.

Rank	Company	Percentile	Letter	Warnings
69	Envela Corp. (ELA)	15.4	A	fortress balance sheet
70	Carvana Co. (CVNA)	15.8	A	
71	American Outdoor Brands, Inc. (AOUT)	16.0	A	
72	Rush Enterprises Inc. \Tx\ (RUSHA)	16.4	A	
73	Rush Enterprises Inc. \Tx\ (RUSHB)	16.4	A	
74	Modine Manufacturing Co. (MOD)	16.4	A	
75	Simply Good Foods Co. (SMPL)	16.8	A/B	
76	BJ's Wholesale Club Holdings, Inc. (BJ)	17.0	A	
77	Applied Industrial Technologies Inc. (AIT)	17.4	A/B	
78	Interface Inc. (TILE)	17.6	A/B	
79	Gentherm Inc. (THRM)	17.7	A/B	

What the price implies

at the 2026-11-12 close; none of these enters the grade

Measure	Value	Peer median	Percentile
Twelve-month price change, skipping the latest month	12.5%	(1.9%)	67
Distance from 52-week high	(65.4%)	(22.3%)	9
EBIT to enterprise value	5.5%	4.8%	59
Free cash flow yield	1.9%	4.0%	31
Book value to price	0.22	0.43	31
Sales to price	0.56	1.40	21
Composite equity issuance, five years	3.0%	(16.0%)	78

Not investment advice. Informational and educational only. Data from SEC EDGAR, may contain errors, is not warranted. The grade ranks reported financial condition and is not a return forecast.

Relative strength against the sector, log excess return	0.21	0.04	70

Diagnostics

shown on every report; none enters the grade

Measure	Value
Piotroski F-score 5 of 9, period end 2026-03-31	
Return on assets above zero	pass
Operating cash flow above zero	pass
Return on assets improved	fail
Operating cash flow exceeds net income	pass
Long-term leverage fell	fail
Current ratio improved	pass
No new shares issued	fail
Gross margin improved	fail
Asset turnover improved	pass
Cash, filings, liquidity	
Cash and equivalents	$150.6M
Operating cash flow, four quarters	$162.5M
Months of runway	not finite
Days since last periodic filing	9 (10-Q received Nov 4, 2026)
Median daily dollar volume, 63 sessions	$237.1M

Sources

every fact behind the inputs; each row links to its filing index on sec.gov

#	Concept	XBRL tag	Value	Period end	Received	Form	Accession
1	gross profit	us-gaap:GrossProfit	$731.1M	2026-03-31	2026-05-27	10-K	26-066795
2	assets	us-gaap:Assets	$2.7B	2026-03-31	2026-05-27	10-K	26-066795
3	operating income	us-gaap:OperatingIncomeLoss	$342.4M	2026-03-31	2026-05-27	10-K	26-066795
4	pretax income	us-gaap:IncomeLossFromContinuingOperationsBeforeInc...	$186.5M	2026-03-31	2026-05-27	10-K	26-066795
5	income tax	us-gaap:IncomeTaxExpenseBenefit	$63.2M	2026-03-31	2026-05-27	10-K	26-066795
6	total debt	us-gaap:LongTermDebtAndCapitalLeaseObligations	$384.9M	2026-03-31	2026-05-27	10-K	26-066795
7	book equity	us-gaap:StockholdersEquity	$1.2B	2026-03-31	2026-05-27	10-K	26-066795
8	cash	us-gaap:CashAndCashEquivalentsAtCarryingValue	$73.5M	2026-03-31	2026-05-27	10-K	26-066795
9	total debt	us-gaap:LongTermDebtAndCapitalLeaseObligations	$296.7M	2025-03-31	2026-05-27	10-K	26-066795
10	book equity	us-gaap:StockholdersEquity	$910.2M	2025-03-31	2026-05-27	10-K	26-066795
11	cash	us-gaap:CashAndCashEquivalentsAtCarryingValue	$71.6M	2025-03-31	2026-05-27	10-K	26-066795
12	net income	us-gaap:NetIncomeLoss	$121.5M	2026-03-31	2026-05-27	10-K	26-066795
13	operating cash flow	us-gaap:NetCashProvidedByUsedInOperatingActivities	$248.7M	2026-03-31	2026-05-27	10-K	26-066795
14	assets	us-gaap:Assets	$1.9B	2025-03-31	2026-05-27	10-K	26-066795
15	revenue	us-gaap:RevenueFromContractWithCustomerExcludingA...	$3.2B	2026-03-31	2026-05-27	10-K	26-066795
16	gross profit	us-gaap:GrossProfit	$643.8M	2025-03-31	2026-05-27	10-K	26-066795
17	revenue	us-gaap:RevenueFromContractWithCustomerExcludingA...	$2.6B	2025-03-31	2026-05-27	10-K	26-066795
18	gross profit	us-gaap:GrossProfit	$525.6M	2024-03-31	2026-05-27	10-K	26-066795
19	revenue	us-gaap:RevenueFromContractWithCustomerExcludingA...	$2.4B	2024-03-31	2026-05-27	10-K	26-066795
20	gross profit	us-gaap:GrossProfit	$389.4M	2023-03-31	2025-05-21	10-K	25-008058
21	revenue	us-gaap:RevenueFromContractWithCustomerExcludingA...	$2.3B	2023-03-31	2025-05-21	10-K	25-008058
22	gross profit	us-gaap:GrossProfit	$309.3M	2022-03-31	2024-05-22	10-K	24-027133
23	revenue	us-gaap:RevenueFromContractWithCustomerExcludingA...	$2.1B	2022-03-31	2024-05-22	10-K	24-027133
24	current assets	us-gaap:AssetsCurrent	$1.4B	2026-03-31	2026-05-27	10-K	26-066795
25	current liabilities	us-gaap:LiabilitiesCurrent	$728.9M	2026-03-31	2026-05-27	10-K	26-066795
26	retained earnings	us-gaap:RetainedEarningsAccumulatedDeficit	$964.5M	2026-03-31	2026-05-27	10-K	26-066795
27	liabilities	us-gaap:Liabilities	$1.5B	2026-03-31	2026-05-27	10-K	26-066795
28	depreciation amortization	us-gaap:DepreciationDepletionAndAmortization	$79.7M	2026-03-31	2026-05-27	10-K	26-066795
29	operating income	us-gaap:OperatingIncomeLoss	$283.5M	2025-03-31	2026-05-27	10-K	26-066795
30	interest expense	us-gaap:InterestExpense	$26.4M	2025-03-31	2025-05-21	10-K	25-008058

Not investment advice. Informational and educational only. Data from SEC EDGAR, may contain errors, is not warranted. The grade ranks reported financial condition and is not a return forecast.

31	capital expenditure	us-gaap:PaymentsToAcquirePropertyPlantAndEquipment	$143.3M	2026-03-31	2026-05-27	10-K	26-066795
32	operating cash flow	us-gaap:NetCashProvidedByUsedInOperatingActivities	$213.3M	2025-03-31	2026-05-27	10-K	26-066795
33	capital expenditure	us-gaap:PaymentsToAcquirePropertyPlantAndEquipment	$84.0M	2025-03-31	2026-05-27	10-K	26-066795
34	operating cash flow	us-gaap:NetCashProvidedByUsedInOperatingActivities	$214.6M	2024-03-31	2026-05-27	10-K	26-066795
35	capital expenditure	us-gaap:PaymentsToAcquirePropertyPlantAndEquipment	$87.7M	2024-03-31	2026-05-27	10-K	26-066795
36	operating cash flow	us-gaap:NetCashProvidedByUsedInOperatingActivities	$107.5M	2023-03-31	2025-05-21	10-K	25-008058
37	capital expenditure	us-gaap:PaymentsToAcquirePropertyPlantAndEquipment	$50.7M	2023-03-31	2025-05-21	10-K	25-008058
38	current assets	us-gaap:AssetsCurrent	$961.2M	2025-03-31	2026-05-27	10-K	26-066795
39	current liabilities	us-gaap:LiabilitiesCurrent	$541.0M	2025-03-31	2026-05-27	10-K	26-066795
40	assets	us-gaap:Assets	$1.9B	2024-03-31	2025-05-21	10-K	25-008058
41	assets	us-gaap:Assets	$1.6B	2023-03-31	2024-05-22	10-K	24-027133
42	shares outstanding	dei:EntityCommonStockSharesOutstanding	52,815,785	2026-05-22	2026-05-27	10-K	26-066795
43	shares outstanding	dei:EntityCommonStockSharesOutstanding	52,391,883	2025-05-16	2025-05-21	10-K	25-008058

Not investment advice. Informational and educational only. Data from SEC EDGAR, may contain errors, is not warranted. The grade ranks reported financial condition and is not a return forecast.