NCR Atleos Corp.

NATL

NYSE; business equipment; SIC 3578, Calculating & Accounting Machines (No Electronic Computers); CIK 0001974138

E

weakest fifth of 495 graded peers in business equipment

rank 410 of 495; percentile 82.8; sampling error 2.2 points; lower is stronger

A B C D E

E, the bear



Scoreboard

Profitability	C percentile 53.9
Solvency	D percentile 69.8
Growth and financing	C/D percentile 61.5
Reliability	0.94 AUC filers with over $2.67B assets; 95% interval 0.88 to 0.97; 61 events, 2020 to 2025
Peer failure rate	0.52% a year Item 1.03 bankruptcies, same asset band, 2012 to 2025
Size band	over $2.67B assets total assets $5.7B
Standard universe	inside revenue above $1M and assets above $10M
Warnings	none triggered not computable: distress
Inputs computable	7 of 14
Graded from	filings received through Feb 27, 2026 259 days before the rescan; latest periodic filing 10-Q received Nov 4, 2026
Last close	$48.24 2026-11-12; market equity $3.6B; no price enters the letter

Share price, twelve months to the rescan

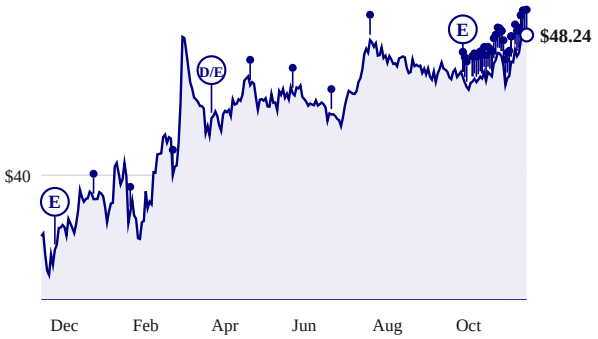

Split-adjusted close. Each lollipop is a rescan and carries the letter held then.

Letter at every rescan, 2012 to 2026



Sector percentile at each rescan, stronger toward the top; facts filed by each date only.

Business, in the company's words

opening of Item 1 of the 10-K received Feb 27, 2026

NCR Atleos Corporation ("Atleos," the "Company," "we," "us," and "our") is an industry-leading financial technology company providing self-directed banking solutions to a global customer base including financial institutions, merchants, manufacturers, retailers and consumers. Self-directed banking is a rapidly growing, secular trend that allows banking customers to transact seamlessly between various channels all for the same transaction. Our comprehensive solutions enable the acceleration of self-directed banking through automated teller machine ("ATM") and interactive teller machine ("ITM") technology, including software, services, hardware and our proprietary Allpoint network.

The fourteen inputs

lower percentile is stronger; sleeves and inputs within a sleeve carry equal weight

Input	Value	Peer median	Percentile, 0 to 100	Pct	Peers	Period end
Profitability, sleeve percentile 53.9						
Gross profitability	not computable	28.8%				
one or more required annual facts are missing						

Not investment advice. Informational and educational only. Data from SEC EDGAR, may contain errors, is not warranted. The grade ranks reported financial condition and is not a return forecast.

Return on invested capital	15.5%	11.2%		35.1	132	2025-12-31
Accruals ratio	(3.5%)	(7.3%)		72.6	615	2025-12-31
Gross margin stability, five years	not computable	2.3 pts				
five annual gross margins are required; found 0						
Solvency, sleeve percentile 69.8						
Twelve-month failure probability	not computable	0.05%				
latest liabilities, cash plus short-term investments, book equity, and shares are required						
Altman Z double-prime	0.73	2.21		53.7	562	2025-12-31
Net debt to EBITDA	2.94x	1.09x		72.4	146	2025-12-31
Interest coverage	not computable	3.77x				
one or more required annual facts are missing						
Current ratio	0.96x	2.01x		83.5	660	2025-12-31
Growth and financing, sleeve percentile 61.5						
Revenue growth, three-year compound	not computable	6.5%				
four annual observations are required; found 3						
Free cash flow growth, three-year compound	not computable	18.0%				
four consecutive annual FCF observations are required; found 3						
Reinvestment rate	(63.9%)	15.1%		73.0	223	2025-12-31
Asset growth, three years	not computable	5.2%				
four annual observations are required; found 3						
Net share issuance, one year	0.7%	0.5%		50.1	406	2026-02-20

Among 495 peers

business equipment; letters are fifths of this list

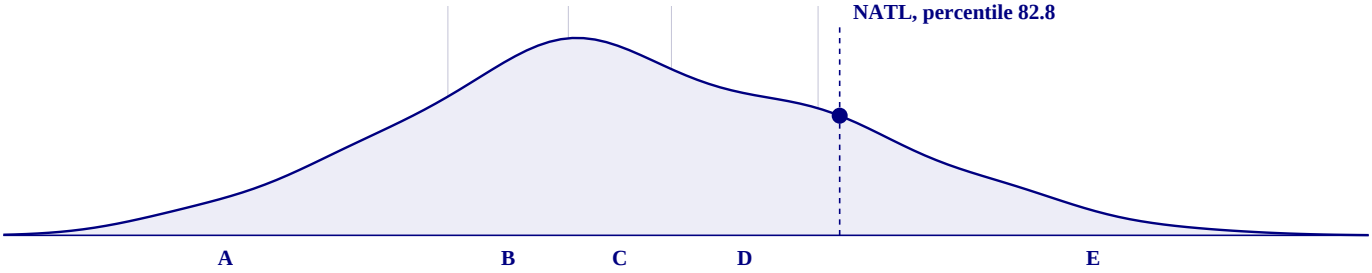

Composite score of every graded peer, smoothed; vertical rules are the letter band edges; stronger to the left.

Rank	Company	Percentile	Letter	Warnings
405	FiEE, Inc. (FIEE)	81.8	D/E	late filer
406	Dragonfly Energy Holdings Corp. (DFLI)	82.1	D/E	short runway, late filer
407	Dragonfly Energy Holdings Corp. (DFLIW)	82.1	D/E	short runway, late filer
408	TaoWeave, Inc. (TWAV)	82.4	E	dilution, short runway
409	Blink Charging Co. (BLNK)	82.6	E	late filer, fortress balance sheet
410	NCR Atleos Corp. (NATL)	82.8	E	
411	Healthstream Inc. (HSTM)	83.0	E	
412	Microvision, Inc. (MVIS)	83.2	E	short runway, fortress balance sheet
413	Ribbon Communications Inc. (RBBN)	83.4	E	
414	Rockwell Automation, Inc. (ROK)	83.6	E	
415	Vontier Corp. (VNT)	83.8	E	

Not investment advice. Informational and educational only. Data from SEC EDGAR, may contain errors, is not warranted. The grade ranks reported financial condition and is not a return forecast.

What the price implies

at the 2026-11-12 close; none of these enters the grade

Measure	Value	Peer median	Percentile
Twelve-month price change, skipping the latest month	22.4%	(2.0%)	68
Distance from 52-week high	0.0%	(33.7%)	98
EBIT to enterprise value	8.4%	1.7%	91
Free cash flow yield	6.7%	2.8%	76
Book value to price	0.16	0.27	33
Sales to price	1.22	0.31	80
Composite equity issuance, five years	not computable	4.3%	
Relative strength against the sector, log excess return	(0.07)	(0.29)	68

Diagnostics

shown on every report; none enters the grade

Measure	Value
Piotroski F-score None of 9, period end 2025-12-31	
Return on assets above zero	pass
Operating cash flow above zero	pass
Return on assets improved	pass
Operating cash flow exceeds net income	pass
Long-term leverage fell	pass
Current ratio improved	fail
No new shares issued	fail
Gross margin improved	fail
Asset turnover improved	pass
Cash, filings, liquidity	
Cash and equivalents	$311.0M
Operating cash flow, four quarters	$450.0M
Months of runway	not finite
Days since last periodic filing	9 (10-Q received Nov 4, 2026)
Median daily dollar volume, 63 sessions	$31.5M

Sources

every fact behind the inputs; each row links to its filing index on sec.gov

#	Concept	XBRL tag	Value	Period end	Received	Form	Accession
1	operating income	us-gaap:OperatingIncomeLoss	$478.0M	2025-12-31	2026-02-27	10-K	26-012576
2	pretax income	us-gaap:IncomeLossFromContinuingOperationsBeforeInc...	$189.0M	2025-12-31	2026-02-27	10-K	26-012576
3	income tax	us-gaap:IncomeTaxExpenseBenefit	$27.0M	2025-12-31	2026-02-27	10-K	26-012576
4	total debt	us-gaap:LongTermDebt	$2.7B	2025-12-31	2026-02-27	10-K	26-012576
5	book equity	us-gaap:StockholdersEquity	$403.0M	2025-12-31	2026-02-27	10-K	26-012576
6	cash	us-gaap:CashAndCashEquivalentsAtCarryingValue	$456.0M	2025-12-31	2026-02-27	10-K	26-012576
7	total debt	us-gaap:LongTermDebt	$2.9B	2024-12-31	2026-02-27	10-K	26-012576
8	book equity	us-gaap:StockholdersEquity	$219.0M	2024-12-31	2026-02-27	10-K	26-012576
9	cash	us-gaap:CashAndCashEquivalentsAtCarryingValue	$419.0M	2024-12-31	2026-02-27	10-K	26-012576
10	net income	us-gaap:NetIncomeLoss	$162.0M	2025-12-31	2026-02-27	10-K	26-012576
11	operating cash flow	us-gaap:NetCashProvidedByUsedInOperatingActivities	$356.0M	2025-12-31	2026-02-27	10-K	26-012576
12	assets	us-gaap:Assets	$5.7B	2025-12-31	2026-02-27	10-K	26-012576
13	assets	us-gaap:Assets	$5.5B	2024-12-31	2026-02-27	10-K	26-012576
14	current assets	us-gaap:AssetsCurrent	$1.8B	2025-12-31	2026-02-27	10-K	26-012576
15	current liabilities	us-gaap:LiabilitiesCurrent	$1.9B	2025-12-31	2026-02-27	10-K	26-012576
16	retained earnings	us-gaap:RetainedEarningsAccumulatedDeficit	$299.0M	2025-12-31	2026-02-27	10-K	26-012576
17	liabilities	us-gaap:Liabilities	$5.3B	2025-12-31	2026-02-27	10-K	26-012576
18	depreciation amortization	us-gaap:DepreciationDepletionAndAmortization	$277.0M	2025-12-31	2026-02-27	10-K	26-012576

Not investment advice. Informational and educational only. Data from SEC EDGAR, may contain errors, is not warranted. The grade ranks reported financial condition and is not a return forecast.

19	revenue	us-gaap:RevenueFromContractWithCustomerExcludingA...	$4.4B	2025-12-31	2026-02-27	10-K	26-012576
20	revenue	us-gaap:RevenueFromContractWithCustomerExcludingA...	$4.3B	2024-12-31	2026-02-27	10-K	26-012576
21	revenue	us-gaap:RevenueFromContractWithCustomerExcludingA...	$4.2B	2023-12-31	2026-02-27	10-K	26-012576
22	capital expenditure	us-gaap:PaymentsToAcquirePropertyPlantAndEquipment	$117.0M	2025-12-31	2026-02-27	10-K	26-012576
23	current assets	us-gaap:AssetsCurrent	$1.7B	2024-12-31	2026-02-27	10-K	26-012576
24	current liabilities	us-gaap:LiabilitiesCurrent	$1.7B	2024-12-31	2026-02-27	10-K	26-012576
25	assets	us-gaap:Assets	$5.7B	2023-12-31	2025-11-05	10-K/A	25-049577
26	shares outstanding	dei:EntityCommonStockSharesOutstanding	73,561,203	2026-02-20	2026-02-27	10-K	26-012576
27	shares outstanding	dei:EntityCommonStockSharesOutstanding	73,041,674	2025-02-21	2025-11-05	10-K/A	25-049577

Not investment advice. Informational and educational only. Data from SEC EDGAR, may contain errors, is not warranted. The grade ranks reported financial condition and is not a return forecast.