Endovia Health Sciences, Inc.

EDVA

NYSE; consumer nondurables; SIC 2080, Beverages; CIK 0001553788

E

weakest fifth of 118 graded peers in consumer nondurables

rank 116 of 118; percentile 98.3; sampling error 3.8 points; lower is stronger

A B C D E

E, the bear



Scoreboard

Profitability	C percentile 47.4
Solvency	E percentile 93.7
Growth and financing	E percentile 99.6
Reliability	0.76 AUC filers with under $12.5M assets; 95% interval 0.65 to 0.86; 63 events, 2020 to 2025
Peer failure rate	0.60% a year Item 1.03 bankruptcies, same asset band, 2012 to 2025
Size band	under $12.5M assets total assets $965,694
Standard universe	outside revenue above $1M and assets above $10M
Warnings	short runway, late filer, degenerate in... not computable: dilution, distress
Inputs computable	7 of 13
Graded from	filings received through Apr 30, 2026 201 days before the rescan; latest periodic filing 10-Q received Aug 19, 2026
Last close	$0.17 2026-11-16; market equity $1.1M; no price enters the letter

Share price, twelve months to the rescan

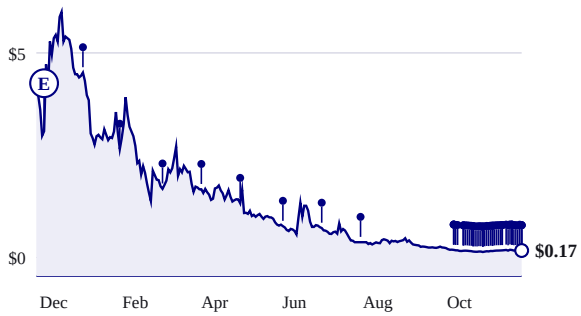

Split-adjusted close. Each lollipop is a rescan and carries the letter held then.

Letter at every rescan, 2012 to 2026

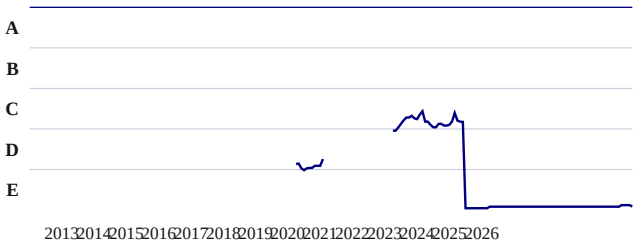

Sector percentile at each rescan, stronger toward the top; facts filed by each date only.

Business, in the company's words

opening of Item 1 of the 10-K received Apr 15, 2026

The disclosure se forth in "Item 7 - Management's Discussion and Analysis of Financial Condition and Results of Operations - Liquidity and Capital Resources - Warrants" is incorporated During the three-month period ended December 31, 2025, no officer or director has adopted any Rule 10b5-1 trading arrangement or any non-Rule 10b5-1 trading arrangement within the meaning of Item 408 of Regulation S-K promulgated under the Securities Act of 1933. ITEM 9C. DISCLOSURE REGARDING FOREIGN JURISDICTIONS THAT PREVENT INSPECTIONS.

The thirteen inputs

lower percentile is stronger; sleeves and inputs within a sleeve carry equal weight

Input	Value	Peer median	Percentile, 0 to 100	Pct	Peers	Period end
Profitability, sleeve percentile 47.4						
Gross profitability	1.7%	30.0%		94.8	135	2025-12-31
Return on invested capital	not computable	5.7%				
one or more required annual facts are missing						

Not investment advice. Informational and educational only. Data from SEC EDGAR, may contain errors, is not warranted. The grade ranks reported financial condition and is not a return forecast.

Accruals ratio	(1,096.1%)	(5.2%)	0.0	139	2025-12-31
Gross margin stability, five years	not computable	1.9 pts			
annual revenue must exceed $100,000					
Solvency, sleeve percentile 93.7					
Altman Z double-prime	(819.93)	3.11	100.0	110	2025-12-31
Net debt to EBITDA	not computable	2.44x			
EBITDA must exceed $100,000					
Interest coverage	(5.62x)	2.45x	81.1	38	2025-12-31
Current ratio	0.04x	1.82x	100.0	143	2025-12-31
Growth and financing, sleeve percentile 99.6					
Revenue growth, three-year compound	(84.1%)	(0.1%)	100.0	125	2025-12-31
Free cash flow growth, three-year compound	not computable	15.3%			
four consecutive annual FCF observations are required; found 9					
Reinvestment rate	not computable	11.8%			
one or more required annual facts are missing					
Asset growth, three years	(61.8%)	0.2%	99.2	125	2025-12-31
Net share issuance, one year	not computable	0.03%			
prior share count is 8 days earlier					

Warnings

4 of 7 checks triggered; none of them enters the letter

Check	Measured
Short runway	cash runway is 0.5 months
Late filer	found 6 NT 10-K/Q filings in the last eight quarters
Degenerate inputs	latest revenue or assets are at or below the $100,000 validity floor
Fortress balance sheet	cash minus debt is 278,017 USD; Altman Z is not used

Among 118 peers

consumer nondurables; letters are fifths of this list

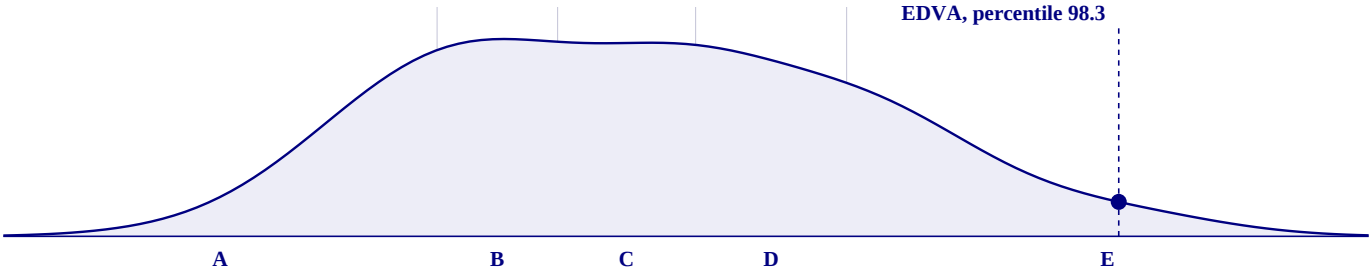

Composite score of every graded peer, smoothed; vertical rules are the letter band edges; stronger to the left.

Rank	Company	Percentile	Letter	Warnings
111	Mondelez International, Inc. (MDLZ)	94.0	E	
112	Hain Celestial Group Inc. (HAIN)	94.9	E	fortress balance sheet
113	Limoneira Co. (LMNR)	95.7	E	
114	Reed'S, Inc. (REED)	96.6	E	
115	Arcadia Biosciences, Inc. (RKDA)	97.4	E	distress, fortress balance sheet
116	Endovia Health Sciences, Inc. (EDVA)	98.3	E	short runway, late filer, degenerate inputs, fortress balance sheet
117	22nd Century Group, Inc. (XXII)	99.1	E	dilution, fortress balance sheet
118	Planet Green Holdings Corp. (PLAG)	100.0	E	dilution, late filer, fortress balance sheet

Not investment advice. Informational and educational only. Data from SEC EDGAR, may contain errors, is not warranted. The grade ranks reported financial condition and is not a return forecast.

What the price implies

at the 2026-11-16 close; none of these enters the grade

Measure	Value	Peer median	Percentile
Twelve-month price change, skipping the latest month	(97.3%)	(1.0%)	2
Distance from 52-week high	(97.2%)	(21.4%)	2
EBIT to enterprise value	(1,659.8%)	3.4%	0
Free cash flow yield	(666.3%)	4.4%	0
Book value to price	(14.36)	0.56	0
Sales to price	0.07	1.23	0
Composite equity issuance, five years	not computable	(17.0%)	
Relative strength against the sector, log excess return	(3.70)	(0.09)	2
Twelve-month failure probability, CHS model	not computable	0.04%	

Diagnostics

shown on every report; none enters the grade

Measure	Value
Piotroski F-score None of 9, period end 2025-12-31	
Return on assets above zero	fail
Operating cash flow above zero	fail
Return on assets improved	fail
Operating cash flow exceeds net income	pass
Long-term leverage fell	pass
Current ratio improved	fail
No new shares issued	fail
Gross margin improved	fail
Asset turnover improved	fail
Cash, filings, liquidity	
Cash and equivalents	$242,702
Operating cash flow, four quarters	-$5.5M
Months of runway	0.5
Days since last periodic filing	90 (10-Q received Aug 19, 2026)
Median daily dollar volume, 63 sessions	$85,186

Sources

every fact behind the inputs; each row links to its filing index on sec.gov

#	Concept	XBRL tag	Value	Period end	Received	Form	Accession
1	gross profit	us-gaap:GrossProfit	$16,898	2025-12-31	2026-04-15	10-K	26-000577
2	assets	us-gaap:Assets	$965,694	2025-12-31	2026-04-15	10-K	26-000577
3	net income	us-gaap:NetIncomeLoss	-$25.2M	2025-12-31	2026-04-15	10-K	26-000577
4	operating cash flow	us-gaap:NetCashProvidedByUsedInOperatingActivities	-$4.8M	2025-12-31	2026-04-15	10-K	26-000577
5	assets	us-gaap:Assets	$2.8M	2024-12-31	2026-04-15	10-K	26-000577
6	revenue	us-gaap:Revenues	$73,066	2025-12-31	2026-04-15	10-K	26-000577
7	current assets	us-gaap:AssetsCurrent	$631,993	2025-12-31	2026-04-15	10-K	26-000577
8	current liabilities	us-gaap:LiabilitiesCurrent	$16.3M	2025-12-31	2026-04-15	10-K	26-000577
9	retained earnings	us-gaap:RetainedEarningsAccumulatedDeficit	-$181.9M	2025-12-31	2026-04-15	10-K	26-000577
10	operating income	us-gaap:OperatingIncomeLoss	-$14.2M	2025-12-31	2026-04-15	10-K	26-000577
11	book equity	us-gaap:StockholdersEquity	-$15.3M	2025-12-31	2026-04-15	10-K	26-000577
12	liabilities	us-gaap:Liabilities	$16.3M	2025-12-31	2026-04-15	10-K	26-000577
13	total debt	us-gaap:LongTermDebt	$3,418	2025-12-31	2026-04-15	10-K	26-000577
14	cash	us-gaap:CashAndCashEquivalentsAtCarryingValue	$281,435	2025-12-31	2026-04-15	10-K	26-000577
15	depreciation amortization	us-gaap:Depreciation	$148,070	2025-12-31	2026-04-15	10-K	26-000577
16	interest expense	us-gaap:InterestExpense	$2.5M	2025-12-31	2026-04-15	10-K	26-000577
17	revenue	us-gaap:Revenues	$801,273	2024-12-31	2026-04-15	10-K	26-000577

Not investment advice. Informational and educational only. Data from SEC EDGAR, may contain errors, is not warranted. The grade ranks reported financial condition and is not a return forecast.

18	revenue	us-gaap:Revenues	$18.9M	2023-12-31	2025-07-11	10-K	25-000964
19	revenue	us-gaap:Revenues	$18.1M	2022-12-31	2024-03-29	10-K	24-000539
20	assets	us-gaap:Assets	$9.9M	2023-12-31	2025-07-11	10-K	25-000964
21	assets	us-gaap:Assets	$17.3M	2022-12-31	2024-03-29	10-K	24-000539
22	shares outstanding	dei:EntityCommonStockSharesOutstanding	10,858,508	2026-04-22	2026-04-30	10-K/A	26-000640
23	shares outstanding	dei:EntityCommonStockSharesOutstanding	9,953,538	2026-04-14	2026-04-15	10-K	26-000577

Not investment advice. Informational and educational only. Data from SEC EDGAR, may contain errors, is not warranted. The grade ranks reported financial condition and is not a return forecast.