Take TWO Interactive Software Inc.

TTWO

Nasdaq; business equipment; SIC 7372, Services-Prepackaged Software; CIK 0000946581

E

weakest fifth of 469 graded peers in business equipment

rank 392 of 469; percentile 83.5; sampling error 2.3 points; lower is stronger

A B C D E

E, the bear



Scoreboard	
Profitability	C percentile 49.4
Solvency	D percentile 69.6
Growth and financing	D percentile 68.2
Reliability	0.94 AUC filers with over $2.67B assets; 95% interval 0.88 to 0.97; 61 events, 2020 to 2025
Peer failure rate	0.52% a year Item 1.03 bankruptcies, same asset band, 2012 to 2025
Size band	over $2.67B assets total assets $9.4B
Standard universe	inside revenue above $1M and assets above $10M
Warnings	none triggered
Inputs computable	8 of 13
Graded from	filings received through May 22, 2026 179 days before the rescan; latest periodic filing 10-Q received Nov 9, 2026
Last close	$213.41 2026-11-16; market equity $40.0B; no price enters the letter

Share price, twelve months to the rescan

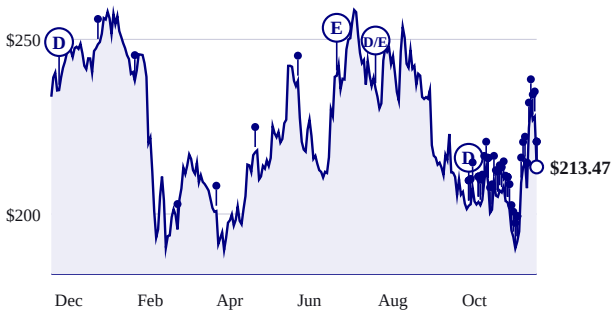

Split-adjusted close. Each lollipop is a rescan and carries the letter held then.

Letter at every rescan, 2012 to 2026

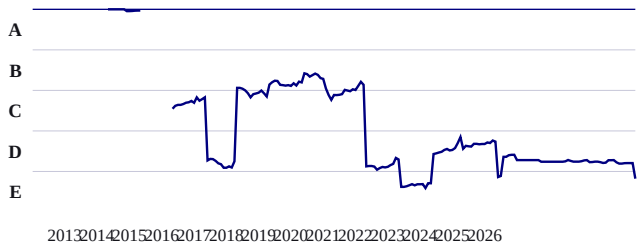

Sector percentile at each rescan, stronger toward the top; facts filed by each date only.

Business, in the company's words

opening of Item 1 of the 10-K received May 22, 2026

We are a leading developer, publisher, and marketer of interactive entertainment for consumers around the globe. We develop, operate, and publish products principally through Rockstar Games, 2K, and Zynga. Our products are currently designed for console gaming systems, mobile, including smartphones and tablets, and personal computer ("PC"). We deliver our products through physical retail, digital download, online platforms, and cloud streaming services. Our website address is www.take2games.com.

The thirteen inputs

lower percentile is stronger; sleeves and inputs within a sleeve carry equal weight

Input	Value	Peer median	Percentile, 0 to 100	Pct	Peers	Period end
Profitability, sleeve percentile 49.4						
Gross profitability	40.6%	29.1%		27.4	512	2026-03-31
Return on invested capital	not computable	11.2%				
prior invested-capital observation is 1826 days earlier						
Accruals ratio	(9.9%)	(7.4%)		40.4	566	2026-03-31

Not investment advice. Informational and educational only. Data from SEC EDGAR, may contain errors, is not warranted. The grade ranks reported financial condition and is not a return forecast.

Gross margin stability, five years	6.7 pts	2.3 pts	80.5	406	2026-03-31
Solvency, sleeve percentile 69.6					
Altman Z double-prime	(1.58)	2.19	67.0	516	2026-03-31
Net debt to EBITDA	not computable	1.15x			
EBITDA must exceed $100,000					
Interest coverage	not computable	4.90x			
one or more required annual facts are missing					
Current ratio	1.24x	1.98x	72.2	599	2026-03-31
Growth and financing, sleeve percentile 68.2					
Revenue growth, three-year compound	7.6%	6.4%	45.7	502	2026-03-31
Free cash flow growth, three-year compound	not computable	18.2%			
current FCF must be positive and base FCF must exceed $100,000					
Reinvestment rate	not computable	14.3%			
pretax income must exceed the validity floor and imply a 0%-100% tax rate					
Asset growth, three years	(16.1%)	5.0%	89.2	519	2026-03-31
Net share issuance, one year	4.6%	0.5%	69.8	405	2026-05-11

Among 469 peers

business equipment; letters are fifths of this list

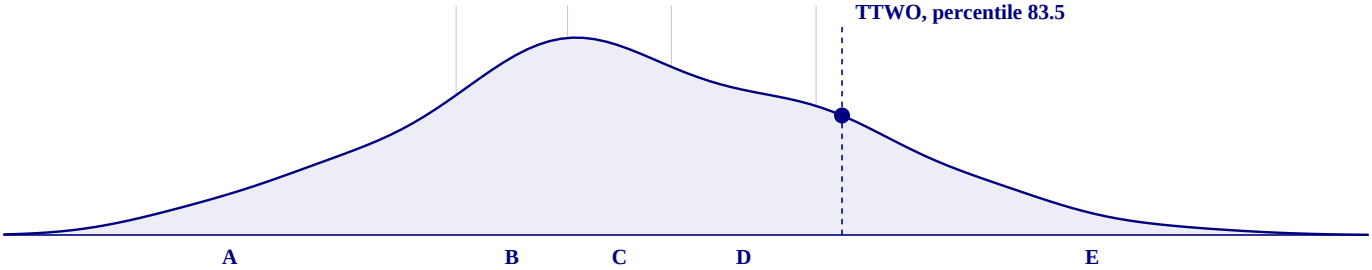

Composite score of every graded peer, smoothed; vertical rules are the letter band edges; stronger to the left.

Rank	Company	Percentile	Letter	Warnings
387	Microvision, Inc. (MVIS)	82.5	E	short runway, fortress balance sheet
388	Dragonfly Energy Holdings Corp. (DFLI)	82.7	E	short runway, late filer
389	Blink Charging Co. (BLNK)	82.9	E	late filer, fortress balance sheet
390	NCR Atleos Corp. (NATL)	83.1	E	
391	Healthstream Inc. (HSTM)	83.3	E	
392	Take TWO Interactive Software Inc. (TTWO)	83.5	E	
393	Ribbon Communications Inc. (RBBN)	83.8	E	
394	Rockwell Automation, Inc. (ROK)	84.0	E	
395	SCWorx Corp. (WORX)	84.2	E	dilution, late filer
396	Neonode Inc. (NEON)	84.4	E	
397	Vontier Corp. (VNT)	84.6	E	

What the price implies

at the 2026-11-16 close; none of these enters the grade

Measure	Value	Peer median	Percentile
Twelve-month price change, skipping the latest month	(19.1%)	(2.0%)	35
Distance from 52-week high	(17.4%)	(36.5%)	74
EBIT to enterprise value	(0.3%)	1.8%	33
Free cash flow yield	1.2%	2.9%	32
Book value to price	0.09	0.28	19
Sales to price	0.17	0.32	29
Composite equity issuance, five years	48.2%	4.4%	86

Not investment advice. Informational and educational only. Data from SEC EDGAR, may contain errors, is not warranted. The grade ranks reported financial condition and is not a return forecast.

Relative strength against the sector, log excess return	(0.48)	(0.29)	35
Twelve-month failure probability, CHS model	0.05%	0.05%	46

Diagnostics

shown on every report; none enters the grade

Measure	Value
Piotroski F-score 6 of 9, period end 2026-03-31	
Return on assets above zero	fail
Operating cash flow above zero	pass
Return on assets improved	pass
Operating cash flow exceeds net income	pass
Long-term leverage fell	fail
Current ratio improved	pass
No new shares issued	fail
Gross margin improved	pass
Asset turnover improved	pass
Cash, filings, liquidity	
Cash and equivalents	$1.1B
Operating cash flow, four quarters	$367.1M
Months of runway	not finite
Days since last periodic filing	8 (10-Q received Nov 9, 2026)
Median daily dollar volume, 63 sessions	$534.3M

Sources

every fact behind the inputs; each row links to its filing index on sec.gov

#	Concept	XBRL tag	Value	Period end	Received	Form	Accession
1	gross profit	us-gaap:GrossProfit	$3.8B	2026-03-31	2026-05-22	10-K	26-037434
2	assets	us-gaap:Assets	$9.4B	2026-03-31	2026-05-22	10-K	26-037434
3	operating income	us-gaap:OperatingIncomeLoss	-$1.2B	2023-03-31	2025-05-20	10-K	25-026694
4	pretax income	us-gaap:IncomeLossFromContinuingOperationsBeforeInc...	-$1.3B	2023-03-31	2025-05-20	10-K	25-026694
5	income tax	us-gaap:IncomeTaxExpenseBenefit	-$213.4M	2023-03-31	2025-05-20	10-K	25-026694
6	total debt	us-gaap:LongTermDebt	$1.7B	2023-03-31	2023-05-26	10-K	23-019851
7	book equity	us-gaap:StockholdersEquity	$9.0B	2023-03-31	2024-05-22	10-K	24-024623
8	cash	us-gaap:CashAndCashEquivalentsAtCarryingValue	$827.4M	2023-03-31	2024-05-22	10-K	24-024623
9	total debt	us-gaap:LongTermDebt	$8.2M	2018-03-31	2018-05-17	10-K	18-006877
10	book equity	us-gaap:StockholdersEquity	$1.5B	2018-03-31	2021-05-19	10-K	21-010627
11	cash	us-gaap:CashAndCashEquivalentsAtCarryingValue	$809.0M	2018-03-31	2019-05-14	10-K	19-006691
12	net income	us-gaap:NetIncomeLoss	-$298.2M	2026-03-31	2026-05-22	10-K	26-037434
13	operating cash flow	us-gaap:NetCashProvidedByUsedInOperatingActivities	$624.3M	2026-03-31	2026-05-22	10-K	26-037434
14	assets	us-gaap:Assets	$9.2B	2025-03-31	2026-05-22	10-K	26-037434
15	revenue	us-gaap:RevenueFromContractWithCustomerExcludingA...	$6.7B	2026-03-31	2026-05-22	10-K	26-037434
16	gross profit	us-gaap:GrossProfit	$3.1B	2025-03-31	2026-05-22	10-K	26-037434
17	revenue	us-gaap:RevenueFromContractWithCustomerExcludingA...	$5.6B	2025-03-31	2026-05-22	10-K	26-037434
18	gross profit	us-gaap:GrossProfit	$2.2B	2024-03-31	2026-05-22	10-K	26-037434
19	revenue	us-gaap:RevenueFromContractWithCustomerExcludingA...	$5.3B	2024-03-31	2026-05-22	10-K	26-037434
20	gross profit	us-gaap:GrossProfit	$2.3B	2023-03-31	2025-05-20	10-K	25-026694
21	revenue	us-gaap:RevenueFromContractWithCustomerExcludingA...	$5.3B	2023-03-31	2025-05-20	10-K	25-026694
22	gross profit	us-gaap:GrossProfit	$2.0B	2022-03-31	2024-05-22	10-K	24-024623
23	revenue	us-gaap:RevenueFromContractWithCustomerExcludingA...	$3.5B	2022-03-31	2024-05-22	10-K	24-024623
24	current assets	us-gaap:AssetsCurrent	$3.2B	2026-03-31	2026-05-22	10-K	26-037434
25	current liabilities	us-gaap:LiabilitiesCurrent	$2.6B	2026-03-31	2026-05-22	10-K	26-037434
26	retained earnings	us-gaap:RetainedEarningsAccumulatedDeficit	-$7.4B	2026-03-31	2026-05-22	10-K	26-037434
27	operating income	us-gaap:OperatingIncomeLoss	-$104.2M	2026-03-31	2026-05-22	10-K	26-037434
28	book equity	us-gaap:StockholdersEquity	$3.5B	2026-03-31	2026-05-22	10-K	26-037434
29	liabilities	us-gaap:Liabilities	$5.9B	2026-03-31	2026-05-22	10-K	26-037434

Not investment advice. Informational and educational only. Data from SEC EDGAR, may contain errors, is not warranted. The grade ranks reported financial condition and is not a return forecast.

30	depreciation amortization	us-gaap:DepreciationDepletionAndAmortization	$122.3M	2023-03-31	2025-05-20	10-K	25-026694
31	capital expenditure	us-gaap:PaymentsToAcquirePropertyPlantAndEquipment	$162.8M	2026-03-31	2026-05-22	10-K	26-037434
32	operating cash flow	us-gaap:NetCashProvidedByUsedInOperatingActivities	-$45.2M	2025-03-31	2026-05-22	10-K	26-037434
33	capital expenditure	us-gaap:PaymentsToAcquirePropertyPlantAndEquipment	$169.4M	2025-03-31	2026-05-22	10-K	26-037434
34	operating cash flow	us-gaap:NetCashProvidedByUsedInOperatingActivities	-$16.1M	2024-03-31	2026-05-22	10-K	26-037434
35	capital expenditure	us-gaap:PaymentsToAcquirePropertyPlantAndEquipment	$141.7M	2024-03-31	2026-05-22	10-K	26-037434
36	operating cash flow	us-gaap:NetCashProvidedByUsedInOperatingActivities	$1.1M	2023-03-31	2025-05-20	10-K	25-026694
37	capital expenditure	us-gaap:PaymentsToAcquirePropertyPlantAndEquipment	$204.2M	2023-03-31	2025-05-20	10-K	25-026694
38	depreciation amortization	us-gaap:DepreciationDepletionAndAmortization	$198.5M	2026-03-31	2026-05-22	10-K	26-037434
39	pretax income	us-gaap:IncomeLossFromContinuingOperationsBeforeInc...	-$197.8M	2026-03-31	2026-05-22	10-K	26-037434
40	income tax	us-gaap:IncomeTaxExpenseBenefit	$100.4M	2026-03-31	2026-05-22	10-K	26-037434
41	current assets	us-gaap:AssetsCurrent	$2.8B	2025-03-31	2026-05-22	10-K	26-037434
42	current liabilities	us-gaap:LiabilitiesCurrent	$3.6B	2025-03-31	2026-05-22	10-K	26-037434
43	assets	us-gaap:Assets	$12.2B	2024-03-31	2025-05-20	10-K	25-026694
44	assets	us-gaap:Assets	$15.9B	2023-03-31	2024-05-22	10-K	24-024623
45	shares outstanding	dei:EntityCommonStockSharesOutstanding	185,666,663	2026-05-11	2026-05-22	10-K	26-037434
46	shares outstanding	dei:EntityCommonStockSharesOutstanding	177,424,908	2025-05-05	2025-05-20	10-K	25-026694