BK Technologies Corp. BKTI

NYSE; business equipment; SIC 3663, Radio & Tv Broadcasting & Communications Equipment; CIK 0000002186

A

strongest fifth of 469 graded peers in business equipment

rank 10 of 469; percentile 1.9; sampling error 2.3 points; lower is stronger

A B C D E

A, the bull



Scoreboard	
Profitability	B percentile 23.9
Solvency	A percentile 16.4
Growth and financing	B percentile 37.6
Reliability	0.83 AUC filers with $12.5M to $120M assets; 95% interval 0.79 to 0.86; 201 events, 2020 to 2025
Peer failure rate	1.07% a year Item 1.03 bankruptcies, same asset band, 2012 to 2025
Size band	$12.5M to $120M assets total assets $63.8M
Standard universe	inside revenue above $1M and assets above $10M
Warnings	none triggered; fortress balance sheet not computable: distress
Inputs computable	8 of 13
Graded from	filings received through Mar 12, 2026 253 days before the rescan; latest periodic filing 10-Q received Nov 12, 2026
Last close	$58.53 2026-11-19; market equity $220.8M; no price enters the letter

Share price, twelve months to the rescan

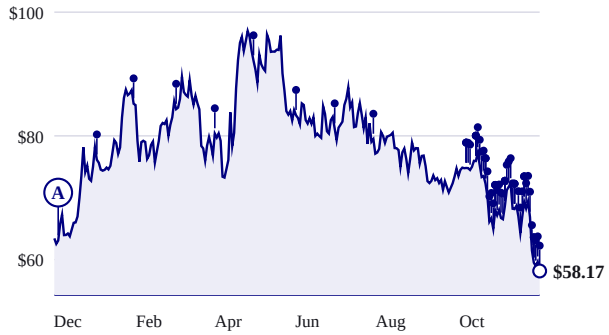

Split-adjusted close. Each lollipop is a rescan and carries the letter held then.

Letter at every rescan, 2012 to 2026

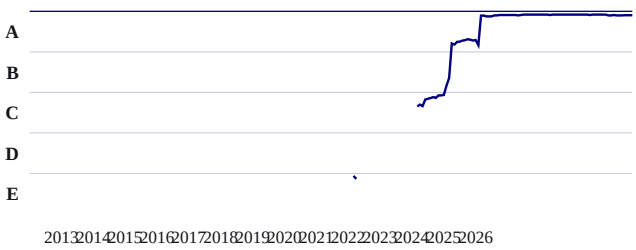

Sector percentile at each rescan, stronger toward the top; facts filed by each date only.

Business, in the company's words

opening of Item 1 of the 10-K received Mar 12, 2026

BK Technologies Corporation (NYSE American: BKTI) (together with its wholly owned subsidiaries, "BK," the "Company," "we" or "us") is a holding company that, through BK Technologies, Inc., its operating subsidiary, provides public safety grade communications products and services designed to make first responders safer and more efficient. All operating activities described herein are undertaken by our operating subsidiary. In business for over 70 years, BK operates two key product group offerings: Radio and Solutions. The Radio product group designs, manufactures and markets wireless communications products and related accessories consisting of two-way land mobile radios ("LMRs").

The thirteen inputs

lower percentile is stronger; sleeves and inputs within a sleeve carry equal weight

Input	Value	Peer median	Percentile, 0 to 100	Pct	Peers	Period end
Profitability, sleeve percentile 23.9						
Gross profitability	65.9%	29.3%		8.6	513	2025-12-31
Return on invested capital	not computable	11.0%				

Not investment advice. Informational and educational only. Data from SEC EDGAR, may contain errors, is not warranted. The grade ranks reported financial condition and is not a return forecast.

a prior annual debt, equity, and cash observation is required						
Accruals ratio	(10.2%)	(7.3%)		39.2	567	2025-12-31
Gross margin stability, five years	not computable	2.3 pts				
five consecutive annual gross margins are required						
Solvency, sleeve percentile 16.4						
Altman Z double-prime	7.87	2.19		12.2	517	2025-12-31
Net debt to EBITDA	not computable	1.08x				
EBITDA must exceed $100,000						
Interest coverage	not computable	4.90x				
latest aligned inputs end 2023-12-31; latest annual assets end 2025-12-31						
Current ratio	4.21x	1.98x		20.7	601	2025-12-31
Growth and financing, sleeve percentile 37.6						
Revenue growth, three-year compound	19.1%	6.6%		20.1	503	2025-12-31
Free cash flow growth, three-year compound	not computable	17.5%				
current FCF must be positive and base FCF must exceed $100,000						
Reinvestment rate	101.5%	16.2%		20.2	214	2025-12-31
Asset growth, three years	9.3%	5.1%		36.0	520	2025-12-31
Net share issuance, one year	5.9%	0.5%		74.0	405	2026-03-03

Warnings

1 of 7 checks triggered; none of them enters the letter

Check	Measured
Fortress balance sheet	cash minus debt is 133,000 USD; Altman Z is not used

Among 469 peers

business equipment; letters are fifths of this list

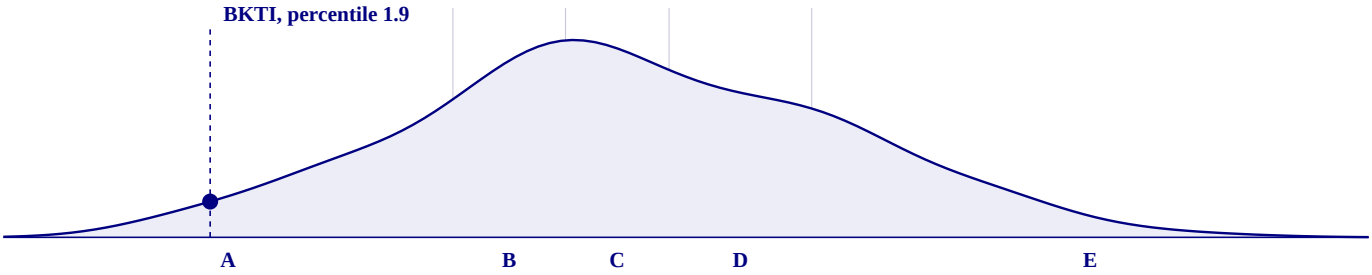

Composite score of every graded peer, smoothed; vertical rules are the letter band edges; stronger to the left.

Rank	Company	Percentile	Letter	Warnings
5	DoubleVerify Holdings, Inc. (DV)	0.9	A	
6	Innodata Inc. (INOD)	1.1	A	fortress balance sheet
7	Datadog, Inc. (DDOG)	1.3	A	
8	Appfolio Inc. (APPF)	1.5	A	
9	Cirrus Logic, Inc. (CRUS)	1.7	A	
10	BK Technologies Corp. (BKTI)	1.9	A	fortress balance sheet
11	Meta Platforms, Inc. (META)	2.1	A	
12	Rambus Inc. (RMBS)	2.4	A	
13	Doximity, Inc. (DOCS)	2.6	A	
14	Toast, Inc. (TOST)	2.8	A	
15	Duolingo, Inc. (DUOL)	3.0	A	

Not investment advice. Informational and educational only. Data from SEC EDGAR, may contain errors, is not warranted. The grade ranks reported financial condition and is not a return forecast.

What the price implies

at the 2026-11-19 close; none of these enters the grade

Measure	Value	Peer median	Percentile
Twelve-month price change, skipping the latest month	(0.3%)	(2.2%)	51
Distance from 52-week high	(40.0%)	(38.6%)	48
EBIT to enterprise value	8.3%	1.8%	90
Free cash flow yield	8.4%	3.0%	80
Book value to price	0.26	0.29	47
Sales to price	0.39	0.33	55
Composite equity issuance, five years	34.5%	4.3%	81
Relative strength against the sector, log excess return	(0.27)	(0.29)	51
Twelve-month failure probability, CHS model	not computable	0.05%	

Diagnostics

shown on every report; none enters the grade

Measure	Value
Piotroski F-score None of 9, period end 2025-12-31	
Return on assets above zero	pass
Operating cash flow above zero	pass
Return on assets improved	pass
Operating cash flow exceeds net income	pass
Long-term leverage fell	fail
Current ratio improved	pass
No new shares issued	fail
Gross margin improved	pass
Asset turnover improved	pass
Cash, filings, liquidity	
Cash and equivalents	$29.2M
Operating cash flow, four quarters	$13.1M
Months of runway	not finite
Days since last periodic filing	8 (10-Q received Nov 12, 2026)
Median daily dollar volume, 63 sessions	$2.7M

Sources

every fact behind the inputs; each row links to its filing index on sec.gov

#	Concept	XBRL tag	Value	Period end	Received	Form	Accession
1	gross profit	us-gaap:GrossProfit	$42.0M	2025-12-31	2026-03-12	10-K	26-007826
2	assets	us-gaap:Assets	$63.8M	2025-12-31	2026-03-12	10-K	26-007826
3	operating income	us-gaap:OperatingIncomeLoss	-$653,000	2011-12-31	2013-03-05	10-K	13-000998
4	pretax income	us-gaap:IncomeLossFromContinuingOperationsBeforeInc...	-$766,000	2011-12-31	2013-03-05	10-K	13-000998
5	income tax	us-gaap:IncomeTaxExpenseBenefit	-$273,000	2011-12-31	2013-03-05	10-K	13-000998
6	total debt	us-gaap:LongTermDebt	$0	2011-12-31	2012-03-06	10-K	12-001013
7	book equity	us-gaap:StockholdersEquity	$28.1M	2011-12-31	2014-03-05	10-K	14-001005
8	cash	us-gaap:CashAndCashEquivalentsAtCarryingValue	$2.7M	2011-12-31	2014-03-05	10-K	14-001005
9	net income	us-gaap:NetIncomeLoss	$13.5M	2025-12-31	2026-03-12	10-K	26-007826
10	operating cash flow	us-gaap:NetCashProvidedByUsedInOperatingActivities	$19.4M	2025-12-31	2026-03-12	10-K	26-007826
11	assets	us-gaap:Assets	$51.5M	2024-12-31	2026-03-12	10-K	26-007826
12	current assets	us-gaap:AssetsCurrent	$49.0M	2025-12-31	2026-03-12	10-K	26-007826
13	current liabilities	us-gaap:LiabilitiesCurrent	$11.6M	2025-12-31	2026-03-12	10-K	26-007826
14	retained earnings	us-gaap:RetainedEarningsAccumulatedDeficit	-$2.3M	2025-12-31	2026-03-12	10-K	26-007826
15	operating income	us-gaap:OperatingIncomeLoss	$16.0M	2025-12-31	2026-03-12	10-K	26-007826
16	book equity	us-gaap:StockholdersEquity	$44.7M	2025-12-31	2026-03-12	10-K	26-007826
17	liabilities	us-gaap:Liabilities	$19.1M	2025-12-31	2026-03-12	10-K	26-007826

Not investment advice. Informational and educational only. Data from SEC EDGAR, may contain errors, is not warranted. The grade ranks reported financial condition and is not a return forecast.

18	total debt	us-gaap:LongTermDebtAndCapitalLeaseObligations	$1.8M	2022-12-31	2023-03-16	10-K	23-003055
19	cash	us-gaap:CashAndCashEquivalentsAtCarryingValue	$1.9M	2022-12-31	2023-03-16	10-K	23-003055
20	operating income	us-gaap:OperatingIncomeLoss	-$11.1M	2022-12-31	2024-03-14	10-K	24-003098
21	depreciation amortization	us-gaap:DepreciationDepletionAndAmortization	$1.4M	2022-12-31	2024-03-14	10-K	24-003098
22	operating income	us-gaap:OperatingIncomeLoss	-$777,000	2023-12-31	2025-03-27	10-K	25-009464
23	interest expense	us-gaap:InterestExpense	$575,000	2023-12-31	2024-03-14	10-K	24-003098
24	revenue	us-gaap:RevenueFromContractWithCustomerIncludingAs...	$86.1M	2025-12-31	2026-03-12	10-K	26-007826
25	revenue	us-gaap:RevenueFromContractWithCustomerIncludingAs...	$76.6M	2024-12-31	2026-03-12	10-K	26-007826
26	revenue	us-gaap:Revenues	$74.1M	2023-12-31	2024-03-14	10-K	24-003098
27	revenue	us-gaap:Revenues	$51.0M	2022-12-31	2024-03-14	10-K	24-003098
28	capital expenditure	us-gaap:PaymentsToAcquirePropertyPlantAndEquipment	$1.0M	2025-12-31	2026-03-12	10-K	26-007826
29	operating cash flow	us-gaap:NetCashProvidedByUsedInOperatingActivities	$12.8M	2024-12-31	2026-03-12	10-K	26-007826
30	capital expenditure	us-gaap:PaymentsToAcquirePropertyPlantAndEquipment	$1.2M	2024-12-31	2026-03-12	10-K	26-007826
31	operating cash flow	us-gaap:NetCashProvidedByUsedInOperatingActivities	$1.7M	2023-12-31	2025-03-27	10-K	25-009464
32	capital expenditure	us-gaap:PaymentsToAcquirePropertyPlantAndEquipment	$2.1M	2023-12-31	2025-03-27	10-K	25-009464
33	operating cash flow	us-gaap:NetCashProvidedByUsedInOperatingActivities	-$9.0M	2022-12-31	2024-03-14	10-K	24-003098
34	capital expenditure	us-gaap:PaymentsToAcquirePropertyPlantAndEquipment	$1.8M	2022-12-31	2024-03-14	10-K	24-003098
35	depreciation amortization	us-gaap:DepreciationDepletionAndAmortization	$1.8M	2025-12-31	2026-03-12	10-K	26-007826
36	pretax income	us-gaap:IncomeLossFromContinuingOperationsBeforeInc...	$16.1M	2025-12-31	2026-03-12	10-K	26-007826
37	income tax	us-gaap:IncomeTaxExpenseBenefit	$2.6M	2025-12-31	2026-03-12	10-K	26-007826
38	current assets	us-gaap:AssetsCurrent	$36.9M	2024-12-31	2026-03-12	10-K	26-007826
39	current liabilities	us-gaap:LiabilitiesCurrent	$14.0M	2024-12-31	2026-03-12	10-K	26-007826
40	assets	us-gaap:Assets	$49.4M	2023-12-31	2025-03-27	10-K	25-009464
41	assets	us-gaap:Assets	$48.8M	2022-12-31	2024-03-14	10-K	24-003098
42	shares outstanding	dei:EntityCommonStockSharesOutstanding	3,785,503	2026-03-03	2026-03-12	10-K	26-007826
43	shares outstanding	dei:EntityCommonStockSharesOutstanding	3,573,027	2025-03-24	2025-03-27	10-K	25-009464

Not investment advice. Informational and educational only. Data from SEC EDGAR, may contain errors, is not warranted. The grade ranks reported financial condition and is not a return forecast.