AAR Corp.

AIR

NYSE; manufacturing; SIC 3720, Aircraft & Parts; CIK 0000001750

B

second fifth of 246 graded peers in manufacturing

rank 61 of 246; percentile 24.5; sampling error 3.0 points; lower is stronger

A B C D E

B, the elk



Scoreboard	
Profitability	C percentile 50.9
Solvency	B percentile 33.9
Growth and financing	B percentile 36.1
Reliability	0.94 AUC filers with over $2.67B assets; 95% interval 0.88 to 0.97; 61 events, 2020 to 2025
Peer failure rate	0.52% a year Item 1.03 bankruptcies, same asset band, 2012 to 2025
Size band	over $2.67B assets total assets $3.4B
Standard universe	inside revenue above $1M and assets above $10M
Warnings	none triggered not computable: distress
Inputs computable	7 of 13
Graded from	filings received through Jul 22, 2026 123 days before the rescan; latest periodic filing 10-Q received Sep 29, 2026
Last close	$101.70 2026-11-20; market equity $4.1B; no price enters the letter

Share price, twelve months to the rescan

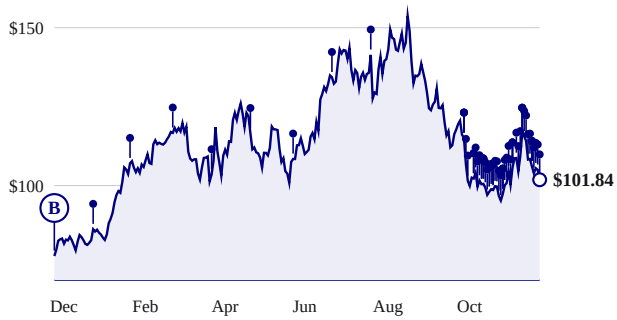

Split-adjusted close. Each lollipop is a rescan and carries the letter held then.

Letter at every rescan, 2012 to 2026

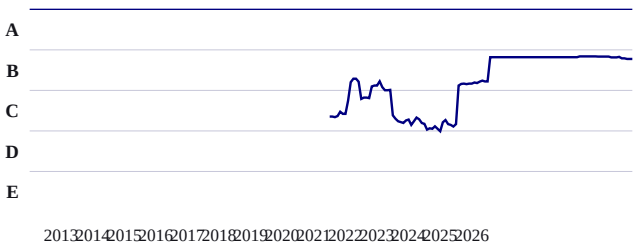

Sector percentile at each rescan, stronger toward the top; facts filed by each date only.

Business, in the company's words

opening of Item 1 of the 10-K received Jul 22, 2026

AAR CORP. and its subsidiaries are referred to herein collectively as "AAR," "Company," "we," "us," and "our" unless the context indicates otherwise. AAR was incorporated in 1955 and we are a leading independent provider of solutions to the global aviation aftermarket. We offer a broad line of products and services to commercial and government aerospace customers and operate globally in over 20 countries.

The thirteen inputs

lower percentile is stronger; sleeves and inputs within a sleeve carry equal weight

Input	Value	Peer median	Percentile, 0 to 100	Pct	Peers	Period end
Profitability, sleeve percentile 50.9						
Gross profitability	18.5%	22.3%		56.8	267	2026-05-31
Return on invested capital	not computable	9.9%				
one or more required annual facts are missing						
Accruals ratio	2.9%	(3.7%)		89.5	288	2026-05-31

Not investment advice. Informational and educational only. Data from SEC EDGAR, may contain errors, is not warranted. The grade ranks reported financial condition and is not a return forecast.

Gross margin stability, five years	0.7 pts	2.1 pts		6.3	222	2026-05-31
Solvency, sleeve percentile 33.9						
Altman Z double-prime	not computable	3.74				
one or more required annual facts are missing						
Net debt to EBITDA	not computable	1.75x				
one or more required annual facts are missing						
Interest coverage	not computable	5.13x				
one or more required annual facts are missing						
Current ratio	2.84x	2.30x		33.9	302	2026-05-31
Growth and financing, sleeve percentile 36.1						
Revenue growth, three-year compound	18.4%	2.3%		8.5	261	2026-05-31
Free cash flow growth, three-year compound	not computable	13.5%				
current FCF must be positive and base FCF must exceed $100,000						
Reinvestment rate	not computable	24.5%				
one or more required annual facts are missing						
Asset growth, three years	22.3%	4.2%		10.6	265	2026-05-31
Net share issuance, one year	11.3%	(0.04%)		89.1	240	2026-06-30

Among 246 peers

manufacturing; letters are fifths of this list

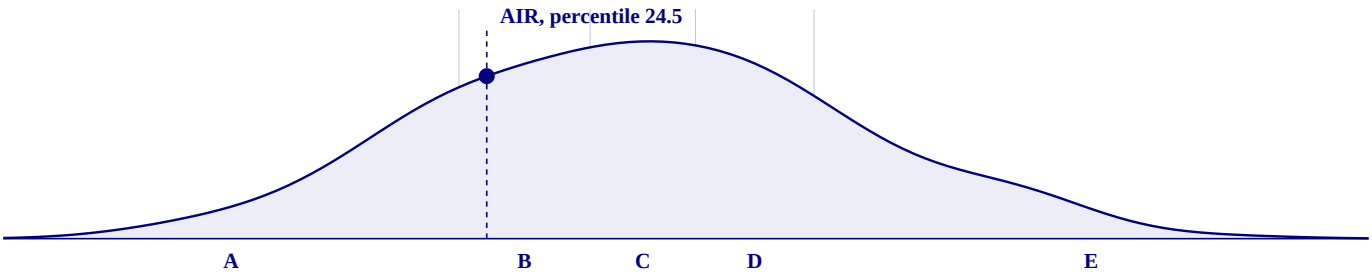

Composite score of every graded peer, smoothed; vertical rules are the letter band edges; stronger to the left.

Rank	Company	Percentile	Letter	Warnings
56	Donaldson Co. Inc. (DCI)	22.4	A/B	
57	Curtiss Wright Corp. (CW)	22.9	A/B	
58	Idex Corp. (IEX)	23.3	B	
59	Quanex Building Products Corp. (NX)	23.7	B	
60	AeroVironment Inc. (AVAV)	24.1	B	
61	AAR Corp. (AIR)	24.5	B	
62	Astec Industries Inc. (ASTE)	24.9	B	
63	Valmont Industries Inc. (VMI)	25.3	B	
64	Tennant Co. (TNC)	25.7	B	
65	Aptargroup, Inc. (ATR)	26.1	B	
66	ATI Inc. (ATI)	26.5	B	

What the price implies

at the 2026-11-20 close; none of these enters the grade

Measure	Value	Peer median	Percentile
Twelve-month price change, skipping the latest month	20.5%	10.0%	60
Distance from 52-week high	(33.7%)	(32.1%)	46
EBIT to enterprise value	not computable	4.5%	
Free cash flow yield	1.5%	3.8%	29
Book value to price	0.43	0.39	52
Sales to price	0.81	0.60	62

Not investment advice. Informational and educational only. Data from SEC EDGAR, may contain errors, is not warranted. The grade ranks reported financial condition and is not a return forecast.

Composite equity issuance, five years	12.7%	(9.5%)	77
Relative strength against the sector, log excess return	0.10	0.01	60
Twelve-month failure probability, CHS model	not computable	0.04%	

Diagnostics

shown on every report; none enters the grade

Measure	Value
Piotroski F-score 6 of 9, period end 2026-05-31	
Return on assets above zero	pass
Operating cash flow above zero	pass
Return on assets improved	pass
Operating cash flow exceeds net income	fail
Long-term leverage fell	pass
Current ratio improved	pass
No new shares issued	fail
Gross margin improved	fail
Asset turnover improved	pass
Cash, filings, liquidity	
Cash and equivalents	$104.5M
Operating cash flow, four quarters	$199.4M
Months of runway	not finite
Days since last periodic filing	54 (10-Q received Sep 29, 2026)
Median daily dollar volume, 63 sessions	$44.6M

Sources

every fact behind the inputs; each row links to its filing index on sec.gov

#	Concept	XBRL tag	Value	Period end	Received	Form	Accession
1	gross profit	us-gaap:GrossProfit	$622.0M	2026-05-31	2026-07-22	10-K	26-085459
2	assets	us-gaap:Assets	$3.4B	2026-05-31	2026-07-22	10-K	26-085459
3	net income	us-gaap:NetIncomeLoss	$187.7M	2026-05-31	2026-07-22	10-K	26-085459
4	operating cash flow	us-gaap:NetCashProvidedByUsedInOperatingActivities	$98.7M	2026-05-31	2026-07-22	10-K	26-085459
5	assets	us-gaap:Assets	$2.8B	2025-05-31	2026-07-22	10-K	26-085459
6	revenue	us-gaap:RevenueFromContractWithCustomerIncludingAs...	$3.3B	2026-05-31	2026-07-22	10-K	26-085459
7	gross profit	us-gaap:GrossProfit	$527.7M	2025-05-31	2026-07-22	10-K	26-085459
8	revenue	us-gaap:RevenueFromContractWithCustomerIncludingAs...	$2.8B	2025-05-31	2026-07-22	10-K	26-085459
9	gross profit	us-gaap:GrossProfit	$442.3M	2024-05-31	2026-07-22	10-K	26-085459
10	revenue	us-gaap:RevenueFromContractWithCustomerIncludingAs...	$2.3B	2024-05-31	2026-07-22	10-K	26-085459
11	gross profit	us-gaap:GrossProfit	$370.1M	2023-05-31	2025-07-22	10-K	25-001475
12	revenue	us-gaap:RevenueFromContractWithCustomerIncludingAs...	$2.0B	2023-05-31	2025-07-22	10-K	25-001475
13	gross profit	us-gaap:GrossProfit	$313.2M	2022-05-31	2024-07-19	10-K	24-080890
14	revenue	us-gaap:RevenueFromContractWithCustomerIncludingAs...	$1.8B	2022-05-31	2024-07-19	10-K	24-080890
15	current assets	us-gaap:AssetsCurrent	$1.7B	2026-05-31	2026-07-22	10-K	26-085459
16	current liabilities	us-gaap:LiabilitiesCurrent	$613.2M	2026-05-31	2026-07-22	10-K	26-085459
17	capital expenditure	us-gaap:PaymentsToAcquirePropertyPlantAndEquipment	$36.6M	2026-05-31	2026-07-22	10-K	26-085459
18	operating cash flow	us-gaap:NetCashProvidedByUsedInOperatingActivities	$36.1M	2025-05-31	2026-07-22	10-K	26-085459
19	capital expenditure	us-gaap:PaymentsToAcquirePropertyPlantAndEquipment	$34.7M	2025-05-31	2026-07-22	10-K	26-085459
20	operating cash flow	us-gaap:NetCashProvidedByUsedInOperatingActivities	$43.6M	2024-05-31	2026-07-22	10-K	26-085459
21	capital expenditure	us-gaap:PaymentsToAcquirePropertyPlantAndEquipment	$29.7M	2024-05-31	2026-07-22	10-K	26-085459
22	operating cash flow	us-gaap:NetCashProvidedByUsedInOperatingActivities	$23.3M	2023-05-31	2025-07-22	10-K	25-001475
23	capital expenditure	us-gaap:PaymentsToAcquirePropertyPlantAndEquipment	$29.5M	2023-05-31	2025-07-22	10-K	25-001475
24	assets	us-gaap:Assets	$2.8B	2024-05-31	2025-07-22	10-K	25-001475
25	assets	us-gaap:Assets	$1.8B	2023-05-31	2024-07-19	10-K	24-080890
26	shares outstanding	dei:EntityCommonStockSharesOutstanding	39,892,472	2026-06-30	2026-07-22	10-K	26-085459
27	shares outstanding	dei:EntityCommonStockSharesOutstanding	35,847,589	2025-06-30	2025-07-22	10-K	25-001475

Not investment advice. Informational and educational only. Data from SEC EDGAR, may contain errors, is not warranted. The grade ranks reported financial condition and is not a return forecast.