Mirion Technologies, Inc.

MIR

NYSE; business equipment; SIC 3829, Measuring & Controlling Devices, NEC; CIK 0001809987

B/C

on the B/C boundary of 469 graded peers in business equipm...

rank 196 of 469; percentile 41.7; sampling error 2.3 points; lower is stronger

A B C D E

B/C, the elk



Scoreboard

Profitability	D	percentile 76.5
Solvency	B/C	percentile 40.0
Growth and financing	A/B	percentile 21.9
Reliability	0.94 AUC	filers with over $2.67B assets; 95% interval 0.88 to 0.97; 61 events, 2020 to 2025
Peer failure rate	0.52% a year	Item 1.03 bankruptcies, same asset band, 2012 to 2025
Size band	over $2.67B assets	total assets $3.6B
Standard universe	inside	revenue above $1M and assets above $10M
Warnings	none triggered	not computable: dilution, distress
Inputs computable	8 of 13	
Graded from	filings received through Feb 19, 2026	276 days before the rescan; latest periodic filing 10-Q received Oct 28, 2026
Last close	$16.08	2026-11-20; market equity $301.5M; no price enters the letter

Share price, twelve months to the rescan

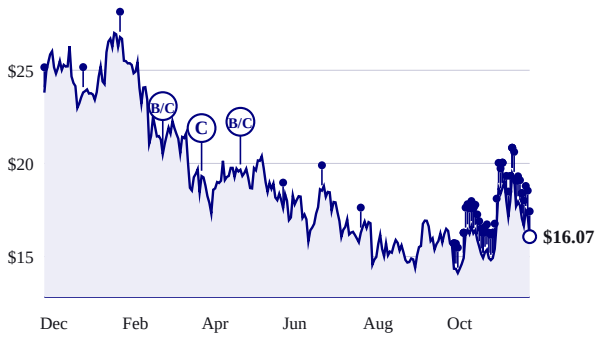

Split-adjusted close. Each lollipop is a rescan and carries the letter held then.

Letter at every rescan, 2012 to 2026



Sector percentile at each rescan, stronger toward the top; facts filed by each date only.

Business, in the company's words

opening of Item 1 of the 10-K received Feb 19, 2026

At Mirion, we deliver vital protection that unlocks the transformative potential of radiation to move science, industry and medicine forward. For more than 60 years Mirion and our predecessor companies have provided products, services, and software that allow customers to safely leverage the power of ionizing radiation for applications that benefit the health, safety, vitality, and technological progress of the human experience. As a global leader in the field of radiation safety and innovation, we bring together unrivaled expertise with an unmatched range of reliably precise technologies. Safety is at the core of what we do.

The thirteen inputs

lower percentile is stronger; sleeves and inputs within a sleeve carry equal weight

Input	Value	Peer median	Percentile, 0 to 100	Pct	Peers	Period end
Profitability, sleeve percentile 76.5						
Gross profitability	12.2%	29.4%		81.1	513	2025-12-31
Return on invested capital	not computable	11.2%				
pretax income must exceed the validity floor and imply a 0%-100% tax rate						

Not investment advice. Informational and educational only. Data from SEC EDGAR, may contain errors, is not warranted. The grade ranks reported financial condition and is not a return forecast.

Accruals ratio	(3.7%)	(7.4%)	72.0	566	2025-12-31
Gross margin stability, five years	not computable	2.3 pts			
five consecutive annual gross margins are required					
Solvency, sleeve percentile 40.0					
Altman Z double-prime	1.86	2.18	47.1	517	2025-12-31
Net debt to EBITDA	not computable	1.11x			
latest aligned inputs end 2024-12-31; latest annual assets end 2025-12-31					
Interest coverage	not computable	4.90x			
one or more required annual facts are missing					
Current ratio	2.83x	1.98x	32.9	600	2025-12-31
Growth and financing, sleeve percentile 21.9					
Revenue growth, three-year compound	8.8%	6.6%	42.6	503	2025-12-31
Free cash flow growth, three-year compound	173.9%	17.4%	2.4	253	2025-12-31
Reinvestment rate	308.1%	14.3%	7.1	213	2025-12-31
Asset growth, three years	9.4%	5.0%	35.3	519	2025-12-31
Net share issuance, one year	not computable	0.5%			
prior share count is 730 days earlier					

Among 469 peers

business equipment; letters are fifths of this list

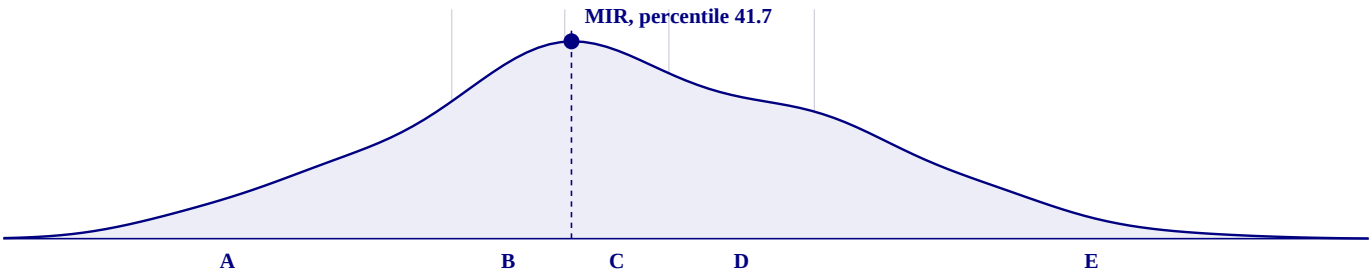

Composite score of every graded peer, smoothed; vertical rules are the letter band edges; stronger to the left.

Rank	Company	Percentile	Letter	Warnings
191	PagerDuty, Inc. (PD)	40.6	B/C	
192	Leidos Holdings, Inc. (LDOS)	40.8	B/C	
193	Sprinklr, Inc. (CXM)	41.0	B/C	fortress balance sheet
194	Texas Instruments Inc. (TXN)	41.2	B/C	
195	Netscout Systems Inc. (NTCT)	41.5	B/C	
196	Mirion Technologies, Inc. (MIR)	41.7	B/C	
197	Advanced Energy Industries Inc. (AEIS)	41.9	B/C	fortress balance sheet
198	Dell Technologies Inc. (DELL)	42.1	B/C	
199	Intelligent Protection Management Corp. (IPM)	42.3	C	fortress balance sheet
200	Vishay Precision Group, Inc. (VPG)	42.5	C	fortress balance sheet
201	Okta, Inc. (OKTA)	42.7	C	

What the price implies

at the 2026-11-20 close; none of these enters the grade

Measure	Value	Peer median	Percentile
Twelve-month price change, skipping the latest month	(51.9%)	(2.2%)	14
Distance from 52-week high	(40.5%)	(41.7%)	53
EBIT to enterprise value	15.3%	2.0%	97
Free cash flow yield	35.5%	3.1%	97
Book value to price	5.93	0.31	97
Sales to price	3.07	0.35	91

Not investment advice. Informational and educational only. Data from SEC EDGAR, may contain errors, is not warranted. The grade ranks reported financial condition and is not a return forecast.

Composite equity issuance, five years	not computable	4.3%	
Relative strength against the sector, log excess return	(1.00)	(0.29)	14
Twelve-month failure probability, CHS model	not computable	0.05%	

Diagnostics

shown on every report; none enters the grade

Measure	Value
Piotroski F-score None of 9, period end 2025-12-31	
Return on assets above zero	pass
Operating cash flow above zero	pass
Return on assets improved	pass
Operating cash flow exceeds net income	pass
Long-term leverage fell	pass
Current ratio improved	pass
No new shares issued	fail
Gross margin improved	pass
Asset turnover improved	pass
Cash, filings, liquidity	
Cash and equivalents	$408.7M
Operating cash flow, four quarters	$209.6M
Months of runway	not finite
Days since last periodic filing	25 (10-Q received Oct 28, 2026)
Median daily dollar volume, 63 sessions	$60.5M

Sources

every fact behind the inputs; each row links to its filing index on sec.gov

#	Concept	XBRL tag	Value	Period end	Received	Form	Accession
1	gross profit	us-gaap:GrossProfit	$438.6M	2025-12-31	2026-02-19	10-K	26-009869
2	assets	us-gaap:Assets	$3.6B	2025-12-31	2026-02-19	10-K	26-009869
3	operating income	us-gaap:OperatingIncomeLoss	$24.8M	2024-12-31	2026-02-19	10-K	26-009869
4	pretax income	us-gaap:IncomeLossFromContinuingOperationsBeforeInc...	-$33.9M	2024-12-31	2026-02-19	10-K	26-009869
5	income tax	us-gaap:IncomeTaxExpenseBenefit	$2.7M	2024-12-31	2026-02-19	10-K	26-009869
6	total debt	us-gaap:LongTermDebt	$686.4M	2024-12-31	2025-02-26	10-K	25-008233
7	book equity	us-gaap:StockholdersEquity	$1.5B	2024-12-31	2026-02-19	10-K	26-009869
8	cash	us-gaap:CashAndCashEquivalentsAtCarryingValue	$175.2M	2024-12-31	2026-02-19	10-K	26-009869
9	total debt	us-gaap:LongTermDebt	$685.9M	2023-12-31	2024-02-28	10-K	24-007670
10	book equity	us-gaap:StockholdersEquity	$1.5B	2023-12-31	2025-02-26	10-K	25-008233
11	cash	us-gaap:CashAndCashEquivalentsAtCarryingValue	$128.8M	2023-12-31	2026-02-19	10-K	26-009869
12	net income	us-gaap:NetIncomeLoss	$28.8M	2025-12-31	2026-02-19	10-K	26-009869
13	operating cash flow	us-gaap:NetCashProvidedByUsedInOperatingActivities	$143.3M	2025-12-31	2026-02-19	10-K	26-009869
14	assets	us-gaap:Assets	$2.6B	2024-12-31	2026-02-19	10-K	26-009869
15	current assets	us-gaap:AssetsCurrent	$893.7M	2025-12-31	2026-02-19	10-K	26-009869
16	current liabilities	us-gaap:LiabilitiesCurrent	$316.1M	2025-12-31	2026-02-19	10-K	26-009869
17	retained earnings	us-gaap:RetainedEarningsAccumulatedDeficit	-$512.7M	2025-12-31	2026-02-19	10-K	26-009869
18	operating income	us-gaap:OperatingIncomeLoss	$51.5M	2025-12-31	2026-02-19	10-K	26-009869
19	book equity	us-gaap:StockholdersEquity	$1.9B	2025-12-31	2026-02-19	10-K	26-009869
20	liabilities	us-gaap:Liabilities	$1.7B	2025-12-31	2026-02-19	10-K	26-009869
21	depreciation amortization	us-gaap:DepreciationDepletionAndAmortization	$150.4M	2024-12-31	2026-02-19	10-K	26-009869
22	revenue	us-gaap:RevenueFromContractWithCustomerExcludingA...	$925.4M	2025-12-31	2026-02-19	10-K	26-009869
23	revenue	us-gaap:RevenueFromContractWithCustomerExcludingA...	$860.8M	2024-12-31	2026-02-19	10-K	26-009869
24	revenue	us-gaap:RevenueFromContractWithCustomerExcludingA...	$800.9M	2023-12-31	2026-02-19	10-K	26-009869
25	revenue	us-gaap:RevenueFromContractWithCustomerExcludingA...	$717.8M	2022-12-31	2025-02-26	10-K	25-008233
26	capital expenditure	us-gaap:PaymentsToAcquirePropertyPlantAndEquipment	$36.4M	2025-12-31	2026-02-19	10-K	26-009869
27	operating cash flow	us-gaap:NetCashProvidedByUsedInOperatingActivities	$99.1M	2024-12-31	2026-02-19	10-K	26-009869

Not investment advice. Informational and educational only. Data from SEC EDGAR, may contain errors, is not warranted. The grade ranks reported financial condition and is not a return forecast.

28	capital expenditure	us-gaap:PaymentsToAcquirePropertyPlantAndEquipment	$48.8M	2024-12-31	2026-02-19	10-K	26-009869
29	operating cash flow	us-gaap:NetCashProvidedByUsedInOperatingActivities	$95.2M	2023-12-31	2026-02-19	10-K	26-009869
30	capital expenditure	us-gaap:PaymentsToAcquirePropertyPlantAndEquipment	$37.1M	2023-12-31	2026-02-19	10-K	26-009869
31	operating cash flow	us-gaap:NetCashProvidedByUsedInOperatingActivities	$39.4M	2022-12-31	2025-02-26	10-K	25-008233
32	capital expenditure	us-gaap:PaymentsToAcquirePropertyPlantAndEquipment	$34.2M	2022-12-31	2025-02-26	10-K	25-008233
33	depreciation amortization	us-gaap:DepreciationDepletionAndAmortization	$138.1M	2025-12-31	2026-02-19	10-K	26-009869
34	pretax income	us-gaap:IncomeLossFromContinuingOperationsBeforeInc...	$32.7M	2025-12-31	2026-02-19	10-K	26-009869
35	income tax	us-gaap:IncomeTaxExpenseBenefit	$2.9M	2025-12-31	2026-02-19	10-K	26-009869
36	current assets	us-gaap:AssetsCurrent	$594.7M	2024-12-31	2026-02-19	10-K	26-009869
37	current liabilities	us-gaap:LiabilitiesCurrent	$263.4M	2024-12-31	2026-02-19	10-K	26-009869
38	assets	us-gaap:Assets	$2.7B	2023-12-31	2025-02-26	10-K	25-008233
39	assets	us-gaap:Assets	$2.7B	2022-12-31	2024-02-28	10-K	24-007670
40	shares outstanding	us-gaap:CommonStockSharesOutstanding	18,750,000	2023-12-31	2024-02-28	10-K	24-007670
41	shares outstanding	us-gaap:CommonStockSharesOutstanding	18,750,000	2021-12-31	2022-02-28	10-K	22-004286

Not investment advice. Informational and educational only. Data from SEC EDGAR, may contain errors, is not warranted. The grade ranks reported financial condition and is not a return forecast.