Autoliv Inc.

ALV

NYSE; consumer durables; SIC 3714, Motor Vehicle Parts & Accessories; CIK 0001034670

B

second fifth of 428 graded peers in the pooled consumer group

rank 121 of 428; percentile 28.8; sampling error 2.4 points; lower is stronger

A B C D E

B, the elk



Scoreboard	
Profitability	C percentile 50.6
Solvency	C percentile 49.4
Growth and financing	B percentile 24.7
Reliability	0.94 AUC filers with over $2.67B assets; 95% interval 0.88 to 0.97; 61 events, 2020 to 2025
Peer failure rate	0.52% a year Item 1.03 bankruptcies, same asset band, 2012 to 2025
Size band	over $2.67B assets total assets $8.6B
Standard universe	inside revenue above $1M and assets above $10M
Warnings	none triggered not computable: distress
Inputs computable	10 of 13
Graded from	filings received through Feb 19, 2026 277 days before the rescan; latest periodic filing 10-Q received Oct 23, 2026
Last close	$114.81 2026-11-20; market equity $8.3B; no price enters the letter

Share price, twelve months to the rescan

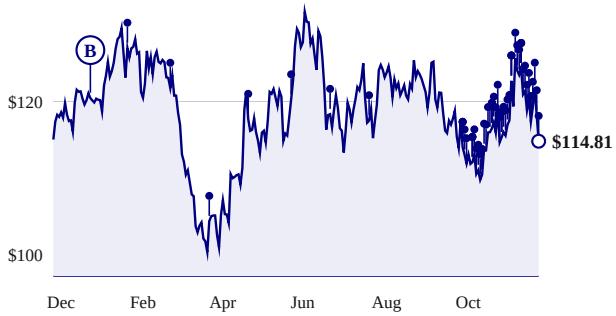

Split-adjusted close. Each lollipop is a rescan and carries the letter held then.

Letter at every rescan, 2012 to 2026

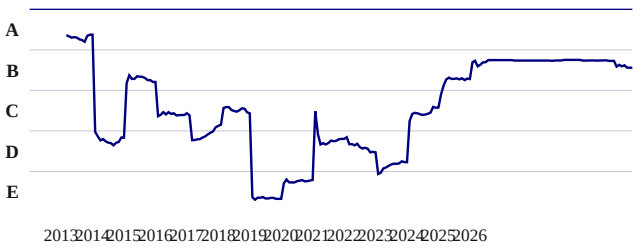

Sector percentile at each rescan, stronger toward the top; facts filed by each date only.

Business, in the company's words

opening of Item 1 of the 10-K received Feb 19, 2026

Autoliv, Inc. ("Autoliv", the "Company" or "we") is a Delaware corporation with its principal executive offices in Stockholm, Sweden where it currently employs approximately 113 people. The Company functions as a holding corporation and owns two principal subsidiaries, Autoliv AB and Autoliv ASP, Inc. The Company's fiscal year ends on December 31. The Company is a leading developer, manufacturer, and supplier of passive safety systems to the automotive industry with a broad range of product offerings. Passive safety systems are primarily meant to improve safety for occupants in a vehicle.

The thirteen inputs

lower percentile is stronger; sleeves and inputs within a sleeve carry equal weight

Input	Value	Peer median	Percentile, 0 to 100	Pct	Peers	Period end
Profitability, sleeve percentile 50.6						
Gross profitability	24.0%	34.9%		66.4	438	2025-12-31
Return on invested capital	not computable	9.2%				

latest aligned inputs end 2017-12-31; latest annual assets end 2025-12-31

Not investment advice. Informational and educational only. Data from SEC EDGAR, may contain errors, is not warranted. The grade ranks reported financial condition and is not a return forecast.

Accruals ratio	(5.1%)	(5.1%)	52.3	485	2025-12-31
Gross margin stability, five years	1.2 pts	1.7 pts	33.2	377	2025-12-31
Solvency, sleeve percentile 49.4					
Altman Z double-prime	not computable	2.14			
one or more required annual facts are missing					
Net debt to EBITDA	not computable	2.11x			
latest aligned inputs end 2017-12-31; latest annual assets end 2025-12-31					
Interest coverage	10.56x	3.21x	23.8	106	2025-12-31
Current ratio	1.05x	1.56x	74.9	499	2025-12-31
Growth and financing, sleeve percentile 24.7					
Revenue growth, three-year compound	6.9%	1.4%	24.3	446	2025-12-31
Free cash flow growth, three-year compound	77.5%	7.3%	6.4	235	2025-12-31
Reinvestment rate	44.6%	18.0%	36.1	250	2025-12-31
Asset growth, three years	3.9%	2.0%	38.5	448	2025-12-31
Net share issuance, one year	(3.9%)	(0.2%)	18.1	377	2026-02-11

Among 428 peers

consumer durables; letters are fifths of this list

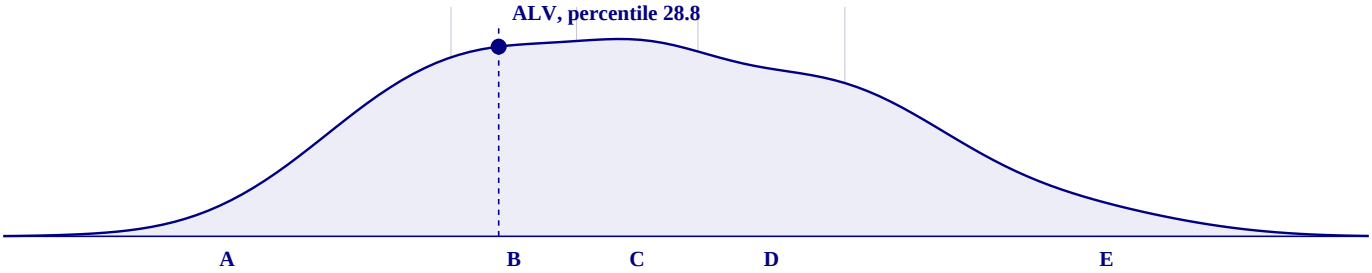

Composite score of every graded peer, smoothed; vertical rules are the letter band edges; stronger to the left.

Rank	Company	Percentile	Letter	Warnings
116	Genesco Inc. (GCO)	27.7	B	fortress balance sheet
117	Texas Roadhouse, Inc. (TXRH)	28.2	B	fortress balance sheet
118	Mission Produce, Inc. (AVO)	28.2	B	
119	Hamilton Beach Brands Holding Co. (HBB)	28.3	B	
120	Williams Sonoma Inc. (WSM)	28.6	B	fortress balance sheet
121	Autoliv Inc. (ALV)	28.8	B	
122	Chefs' Warehouse, Inc. (CHEF)	29.0	B	
123	Marzetti Co. (MZTI)	29.1	B	
124	Burlington Stores, Inc. (BURL)	29.4	B	
125	GameStop Corp. (GME)	29.8	B	fortress balance sheet
126	DEL Monte Corp. (DMC)	29.9	B	

What the price implies

at the 2026-11-20 close; none of these enters the grade

Measure	Value	Peer median	Percentile
Twelve-month price change, skipping the latest month	(1.3%)	(1.3%)	50
Distance from 52-week high	(12.8%)	(26.2%)	79
EBIT to enterprise value	11.6%	5.1%	89
Free cash flow yield	8.7%	4.6%	72
Book value to price	0.30	0.49	34
Sales to price	1.31	1.48	44
Composite equity issuance, five years	(35.8%)	(16.9%)	15
Relative strength against the sector, log excess return	0.08	0.03	55

Not investment advice. Informational and educational only. Data from SEC EDGAR, may contain errors, is not warranted. The grade ranks reported financial condition and is not a return forecast.

Twelve-month failure probability, CHS model	not computable	0.04%

Diagnostics

shown on every report; none enters the grade

Measure	Value
Piotroski F-score 8 of 9, period end 2025-12-31	
Return on assets above zero	pass
Operating cash flow above zero	pass
Return on assets improved	pass
Operating cash flow exceeds net income	pass
Long-term leverage fell	fail
Current ratio improved	pass
No new shares issued	pass
Gross margin improved	pass
Asset turnover improved	pass
Cash, filings, liquidity	
Cash and equivalents	$197.0M
Operating cash flow, four quarters	$1.1B
Months of runway	not finite
Days since last periodic filing	31 (10-Q received Oct 23, 2026)
Median daily dollar volume, 63 sessions	$82.0M

Sources

every fact behind the inputs; each row links to its filing index on sec.gov

#	Concept	XBRL tag	Value	Period end	Received	Form	Accession
1	gross profit	us-gaap:GrossProfit	$2.1B	2025-12-31	2026-02-19	10-K	26-058162
2	assets	us-gaap:Assets	$8.6B	2025-12-31	2026-02-19	10-K	26-058162
3	operating income	us-gaap:OperatingIncomeLoss	$859.6M	2017-12-31	2020-02-21	10-K	20-005667
4	pretax income	us-gaap:IncomeLossFromContinuingOperationsBeforeInc...	$792.4M	2017-12-31	2020-02-21	10-K	20-005667
5	income tax	us-gaap:IncomeTaxExpenseBenefit	$204.4M	2017-12-31	2020-02-21	10-K	20-005667
6	total debt	us-gaap:LongTermDebt	$1.3B	2017-12-31	2018-02-22	10-K	18-002787
7	book equity	us-gaap:StockholdersEquity	$4.0B	2017-12-31	2019-02-21	10-K	19-003571
8	cash	us-gaap:CashAndCashEquivalentsAtCarryingValue	$959.5M	2017-12-31	2019-02-21	10-K	19-003571
9	total debt	us-gaap:LongTermDebt	$1.5B	2016-12-31	2017-02-23	10-K	17-052888
10	book equity	us-gaap:StockholdersEquity	$3.7B	2016-12-31	2018-02-22	10-K	18-002787
11	cash	us-gaap:CashAndCashEquivalentsAtCarryingValue	$1.2B	2016-12-31	2018-02-22	10-K	18-002787
12	net income	us-gaap:NetIncomeLoss	$735.0M	2025-12-31	2026-02-19	10-K	26-058162
13	operating cash flow	us-gaap:NetCashProvidedByUsedInOperatingActivities	$1.2B	2025-12-31	2026-02-19	10-K	26-058162
14	assets	us-gaap:Assets	$7.8B	2024-12-31	2026-02-19	10-K	26-058162
15	revenue	us-gaap:RevenueFromContractWithCustomerExcludingA...	$10.8B	2025-12-31	2026-02-19	10-K	26-058162
16	gross profit	us-gaap:GrossProfit	$1.9B	2024-12-31	2026-02-19	10-K	26-058162
17	revenue	us-gaap:RevenueFromContractWithCustomerExcludingA...	$10.4B	2024-12-31	2026-02-19	10-K	26-058162
18	gross profit	us-gaap:GrossProfit	$1.8B	2023-12-31	2026-02-19	10-K	26-058162
19	revenue	us-gaap:RevenueFromContractWithCustomerExcludingA...	$10.5B	2023-12-31	2026-02-19	10-K	26-058162
20	gross profit	us-gaap:GrossProfit	$1.4B	2022-12-31	2025-02-20	10-K	25-023852
21	revenue	us-gaap:RevenueFromContractWithCustomerExcludingA...	$8.8B	2022-12-31	2025-02-20	10-K	25-023852
22	gross profit	us-gaap:GrossProfit	$1.5B	2021-12-31	2024-02-20	10-K	24-016787
23	revenue	us-gaap:RevenueFromContractWithCustomerExcludingA...	$8.2B	2021-12-31	2024-02-20	10-K	24-016787
24	depreciation amortization	us-gaap:DepreciationDepletionAndAmortization	$425.8M	2017-12-31	2020-02-21	10-K	20-005667
25	operating income	us-gaap:OperatingIncomeLoss	$1.1B	2025-12-31	2026-02-19	10-K	26-058162
26	interest expense	us-gaap:InterestExpense	$103.0M	2025-12-31	2026-02-19	10-K	26-058162
27	current assets	us-gaap:AssetsCurrent	$4.1B	2025-12-31	2026-02-19	10-K	26-058162
28	current liabilities	us-gaap:LiabilitiesCurrent	$3.9B	2025-12-31	2026-02-19	10-K	26-058162
29	capital expenditure	us-gaap:PaymentsToAcquirePropertyPlantAndEquipment	$441.0M	2025-12-31	2026-02-19	10-K	26-058162
30	operating cash flow	us-gaap:NetCashProvidedByUsedInOperatingActivities	$1.1B	2024-12-31	2026-02-19	10-K	26-058162

Not investment advice. Informational and educational only. Data from SEC EDGAR, may contain errors, is not warranted. The grade ranks reported financial condition and is not a return forecast.

31	capital expenditure	us-gaap:PaymentsToAcquirePropertyPlantAndEquipment	$579.0M	2024-12-31	2026-02-19	10-K	26-058162
32	operating cash flow	us-gaap:NetCashProvidedByUsedInOperatingActivities	$982.0M	2023-12-31	2026-02-19	10-K	26-058162
33	capital expenditure	us-gaap:PaymentsToAcquirePropertyPlantAndEquipment	$573.0M	2023-12-31	2026-02-19	10-K	26-058162
34	operating cash flow	us-gaap:NetCashProvidedByUsedInOperatingActivities	$713.0M	2022-12-31	2025-02-20	10-K	25-023852
35	capital expenditure	us-gaap:PaymentsToAcquirePropertyPlantAndEquipment	$585.0M	2022-12-31	2025-02-20	10-K	25-023852
36	depreciation amortization	us-gaap:DepreciationDepletionAndAmortization	$407.0M	2025-12-31	2026-02-19	10-K	26-058162
37	pretax income	us-gaap:IncomeLossFromContinuingOperationsBeforeInc...	$986.0M	2025-12-31	2026-02-19	10-K	26-058162
38	income tax	us-gaap:IncomeTaxExpenseBenefit	$250.0M	2025-12-31	2026-02-19	10-K	26-058162
39	current assets	us-gaap:AssetsCurrent	$3.5B	2024-12-31	2026-02-19	10-K	26-058162
40	current liabilities	us-gaap:LiabilitiesCurrent	$3.6B	2024-12-31	2026-02-19	10-K	26-058162
41	assets	us-gaap:Assets	$8.3B	2023-12-31	2025-02-20	10-K	25-023852
42	assets	us-gaap:Assets	$7.7B	2022-12-31	2024-02-20	10-K	24-016787
43	shares outstanding	dei:EntityCommonStockSharesOutstanding	74,706,513	2026-02-11	2026-02-19	10-K	26-058162
44	shares outstanding	dei:EntityCommonStockSharesOutstanding	77,714,402	2025-02-12	2025-02-20	10-K	25-023852

Not investment advice. Informational and educational only. Data from SEC EDGAR, may contain errors, is not warranted. The grade ranks reported financial condition and is not a return forecast.